

# Department of Health

COVID-19 Update  
Martin County



September 3, 2021

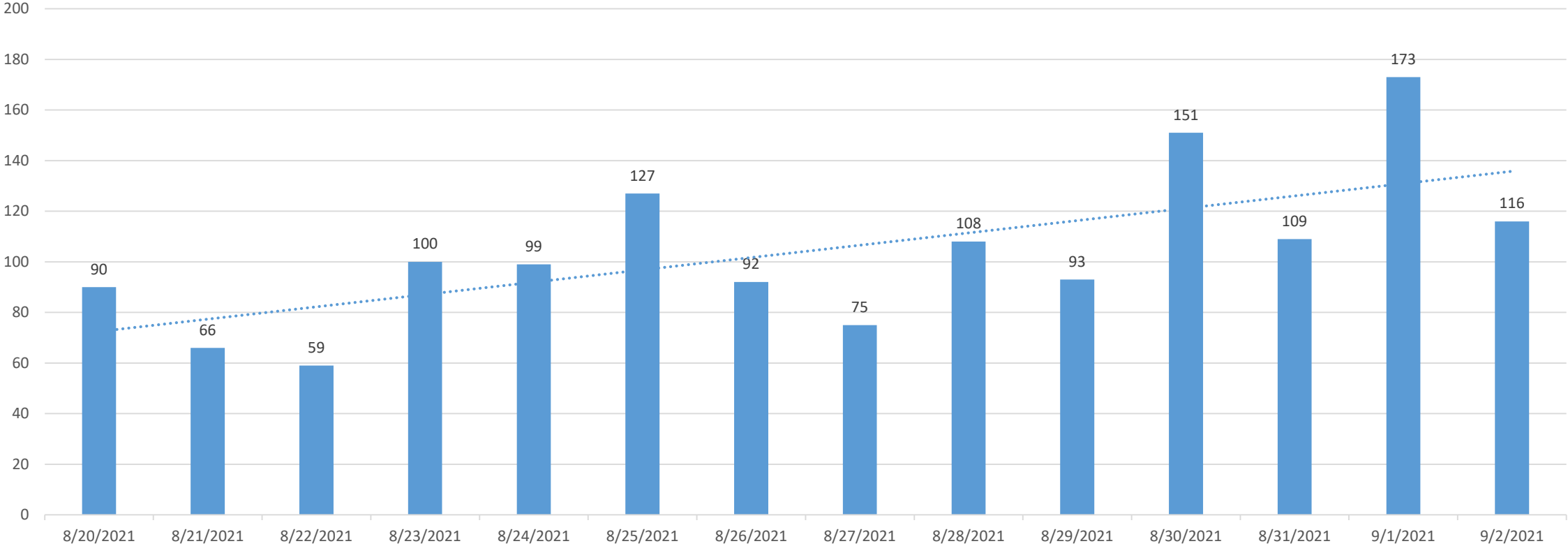
# Martin County Update

Martin - FL residents only	27-Aug	28-Aug	29-Aug	30-Aug	31-Aug	1-Sep	2-Sep
New cases by day	75	108	93	151	109	173	116
Positivity Rate	10%	19%	20%	21%	15%	20%	15%

Cumulative total cases 2020-2021	17,812
Cumulative cases for July 2021	1,755
Cumulative cases for August 2021	2,958
Cumulative cases for September 2021	289
Cumulative deaths 2020-2021	414

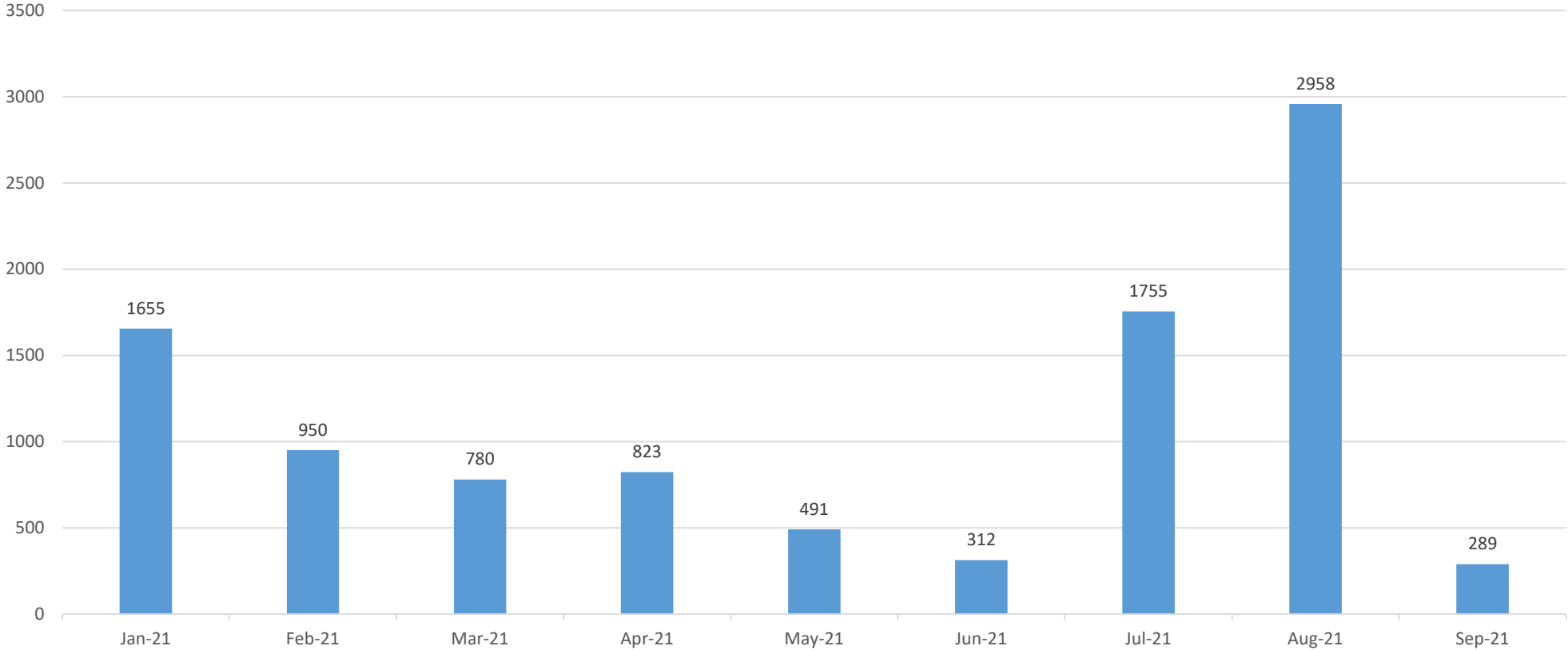
# Martin Cases, Previous 14 Days

COVID-19 Cases, Martin County, Previous 14 Days



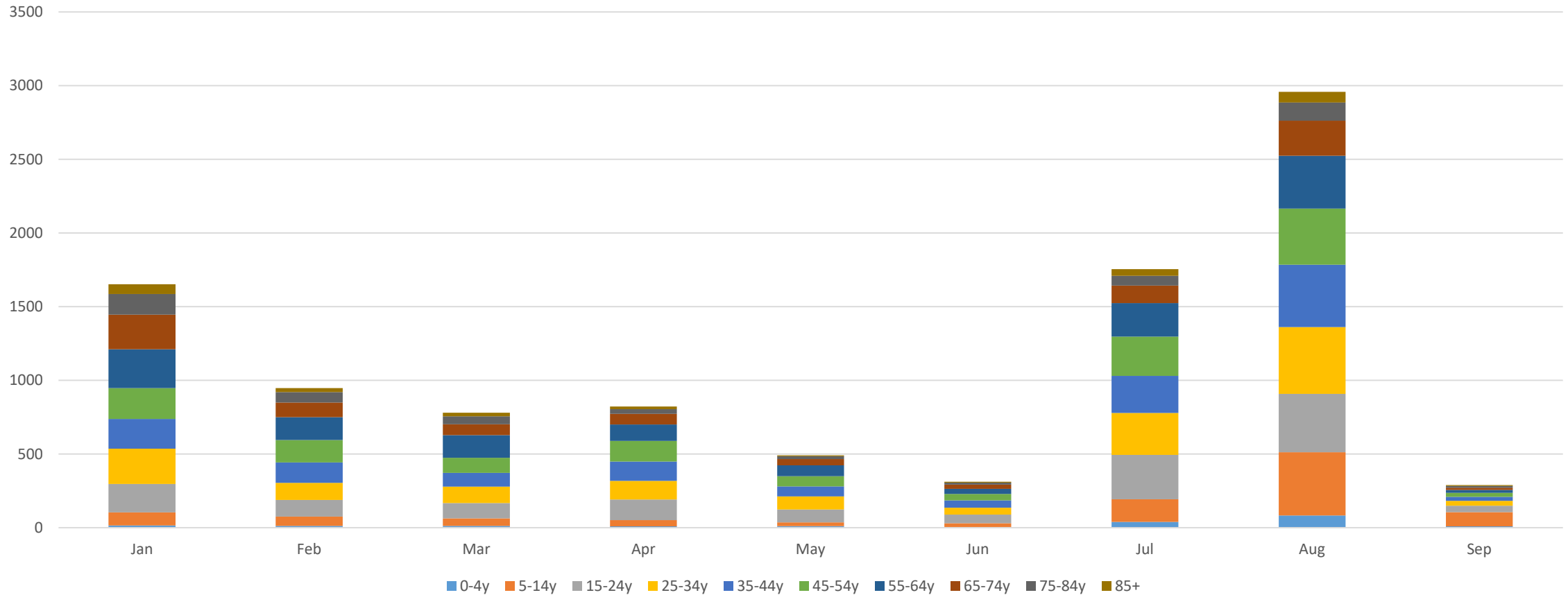
# Martin Cases by Month, 2021

COVID-19 cases by Month, Martin, 2021



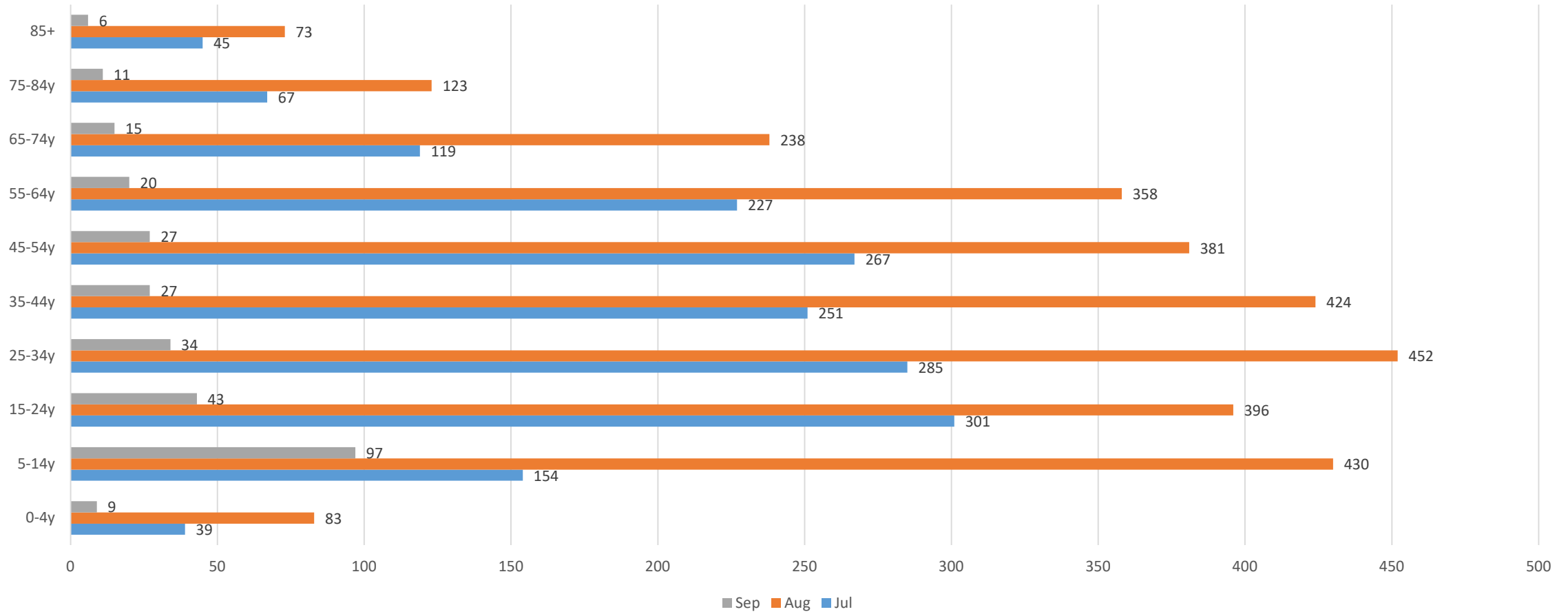
# Martin Cases by Age Group, 2021

COVID-19 cases by Age Group, Martin, 2021



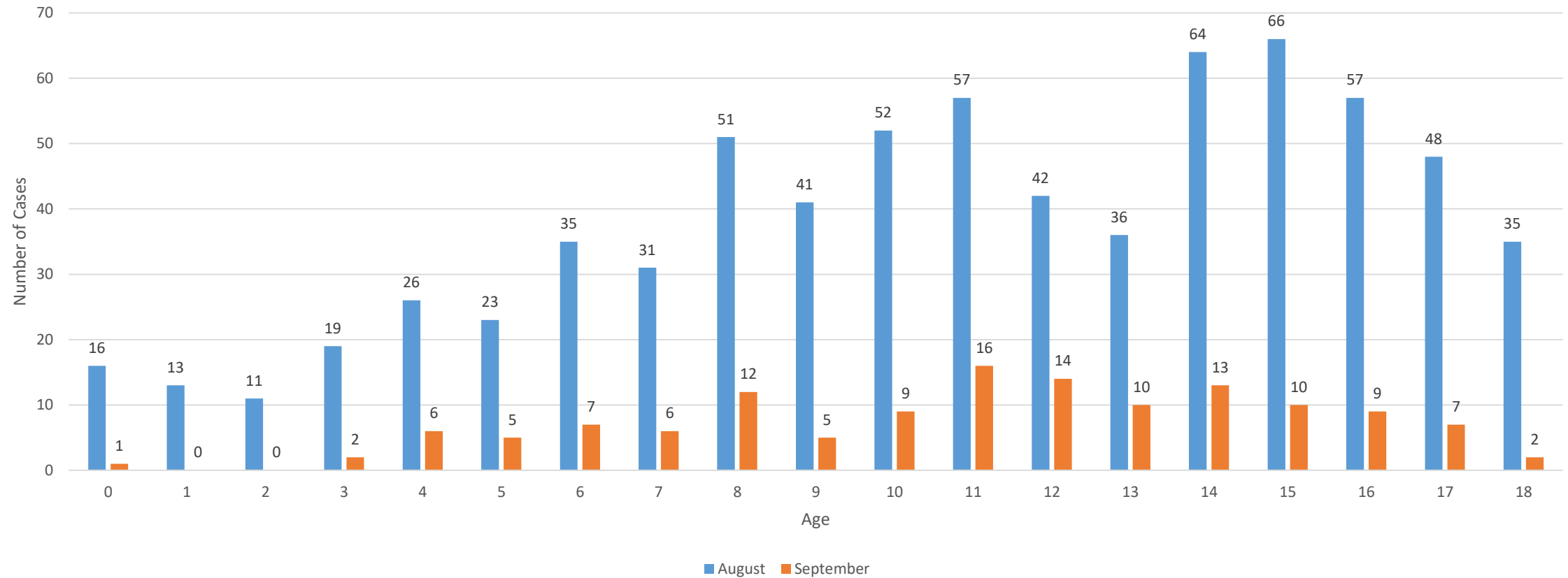
# Martin Cases by Age Group, Jul-Sep 2021

COVID-19 Cases by Age Group, Martin, Jul-Sep 2021



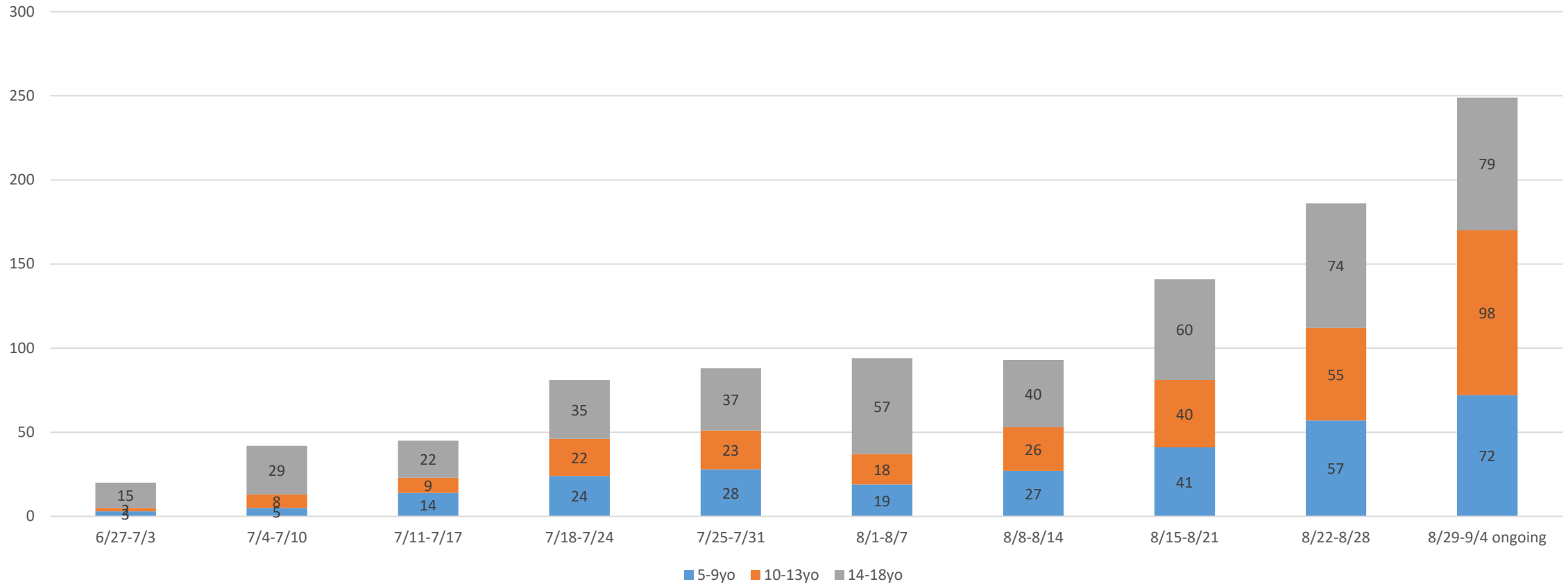
# Martin Cases by Age 0-18yo, Aug-Sep 2021

COVID-19 Cases by Age, Martin, Aug-Sep 2021



# Martin Cases by Age Groups 5-18, Aug 2021

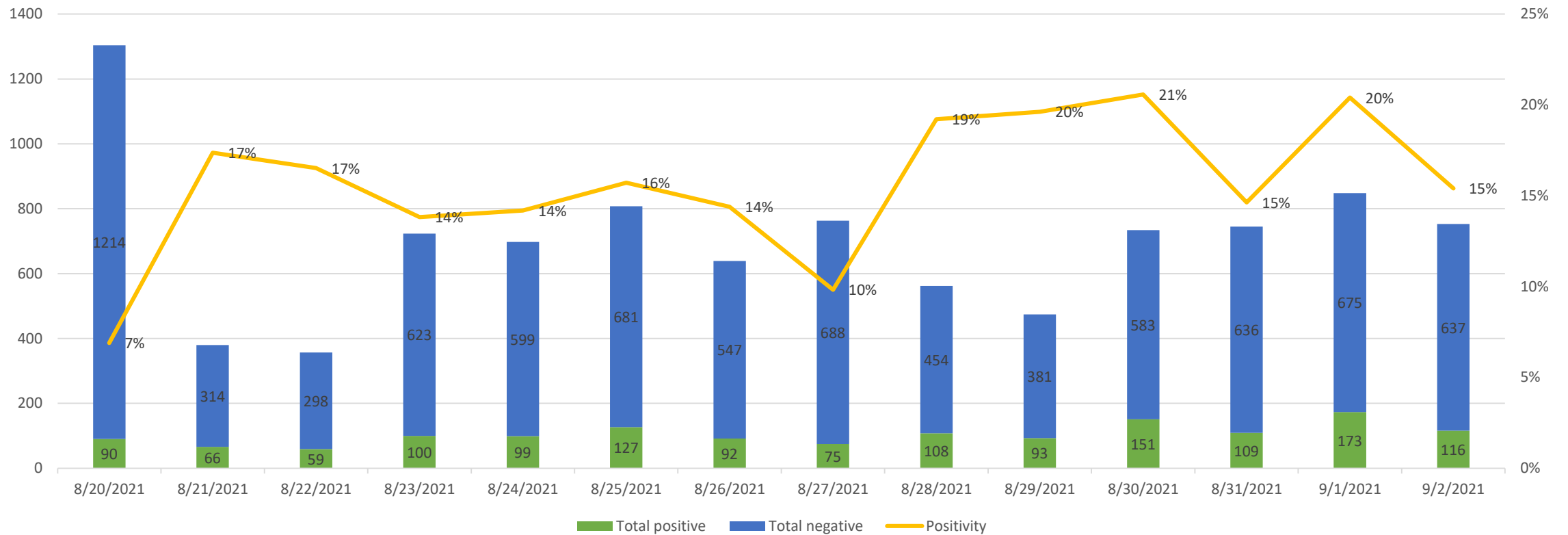
Weekly COVID-19 cases by age groups





# Positivity Rate, Previous 14 Days

Lab results and Positivity, Martin County, Previous 14 Days



# Vaccination Rates to Date, Martin County

Age group	2021 population	First dose	Percent with first dose	Series completed	Percent with complete series	Total vaccinated	Percent vaccinated
<1	1,336	0	0%	0	0%	0	0%
1-4	5,345	0	0%	0	0%	0	0%
5-9	7,074	0	0%	0	0%	0	0%
10-11	3,094	0	0%	0	0%	0	0%
12-14	4,641	488	11%	1,265	27%	1,753	38%
15-19	7,595	760	10%	2,739	36%	3,499	46%
20-24	6,989	711	10%	2,414	35%	3,125	45%
25-29	7,685	617	8%	2,077	27%	2,694	35%
30-34	7,599	759	10%	2,629	35%	3,388	45%
35-39	7,638	802	11%	3,212	42%	4,014	53%
40-44	7,434	757	10%	3,560	48%	4,317	58%
45-49	8,958	827	9%	4,072	45%	4,899	55%
50-54	10,239	980	10%	5,517	54%	6,497	63%
55-59	12,568	1,185	9%	7,585	60%	8,770	70%
60-64	13,285	1,317	10%	9,308	70%	10,625	80%
65-69	12,434	890	7%	10,439	84%	11,329	91%
70-74	12,561	756	6%	10,321	82%	11,077	88%
75-79	10,738	648	6%	8,374	78%	9,022	84%
80-84	7,299	480	7%	5,459	75%	5,939	81%
85+	8,298	582	7%	5,051	61%	5,633	68%

# Vaccination Outreach

Port Salerno Boys and Girls Club	9/3	9:00am-12noon
Banner Lake	9/4	10:00am-12noon
Humane Society Treasure Coast	9/8	2:00pm-5:00pm
City of Stuart	9/10	3:00pm-6:00pm
Jock Leighton Pk 911 Commerative	9/11	7:30am-10:00am
Harbour Ridge	9/17	11:00am-12noon
Hobe Sound Mobile Home Park	9/18	1:00pm -3:00pm

# Where to get Vaccinated

**Where to Get Vaccinated:**

Health Department, Local Pharmacies & Private Healthcare Providers

**DOH-Martin:**

Monday and Thursday, by appt.  
772-221-4000, option 3

**To find a provider near you:**

[www.Vaccines.gov](http://www.Vaccines.gov)