

Department of Health

COVID-19 Update
Martin County



September 24, 2021

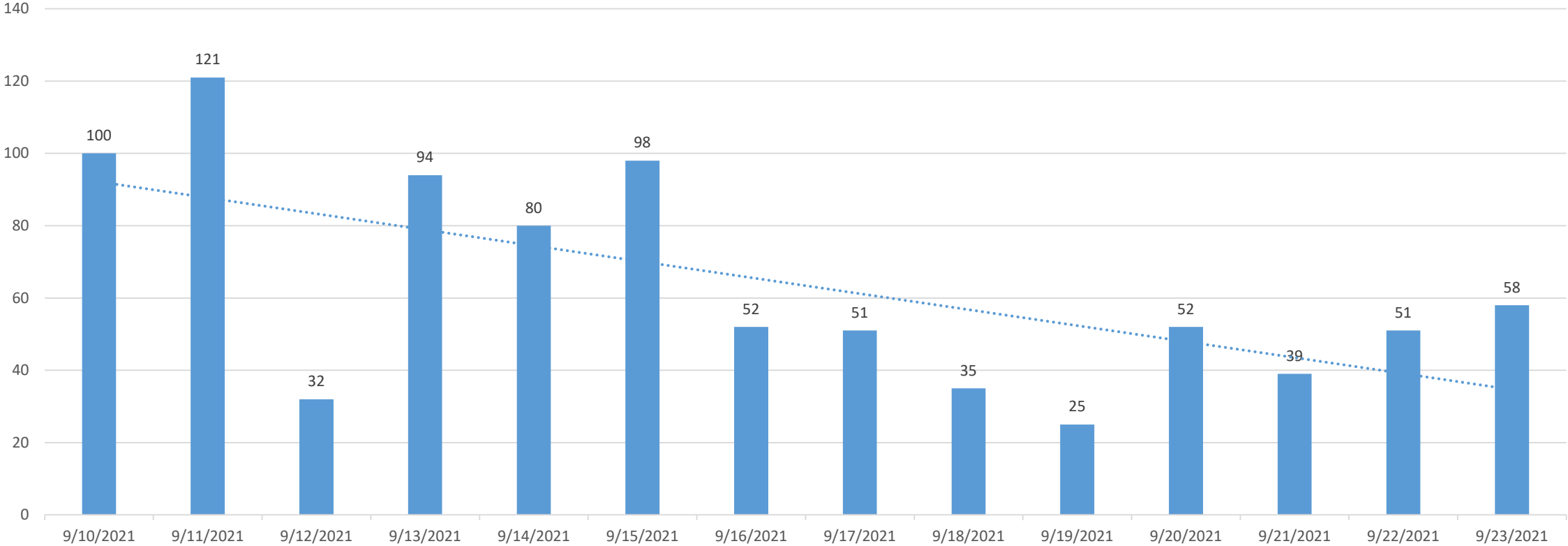
Martin County Update

Martin - FL residents only	17-Sep	18-Sep	19-Sep	20-Sep	21-Sep	22-Sep	23-Sep
New cases by day	51	35	25	52	39	51	58
Positivity Rate	7%	9%	7%	12%	9%	10%	6%

Cumulative total cases 2020-2021	19,444
Cumulative cases for July 2021	1,752
Cumulative cases for August 2021	2,940
Cumulative cases for September 2021	1,940

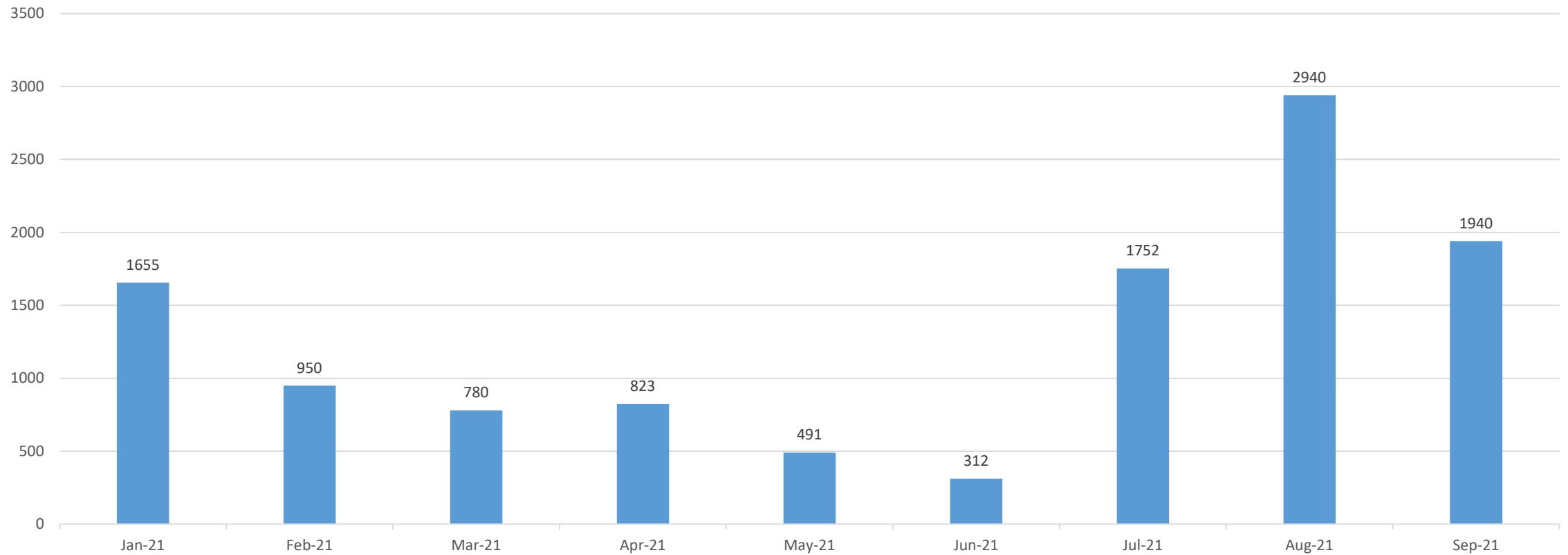
Martin Cases, Previous 14 Days

COVID-19 Cases, Martin County, Previous 14 Days



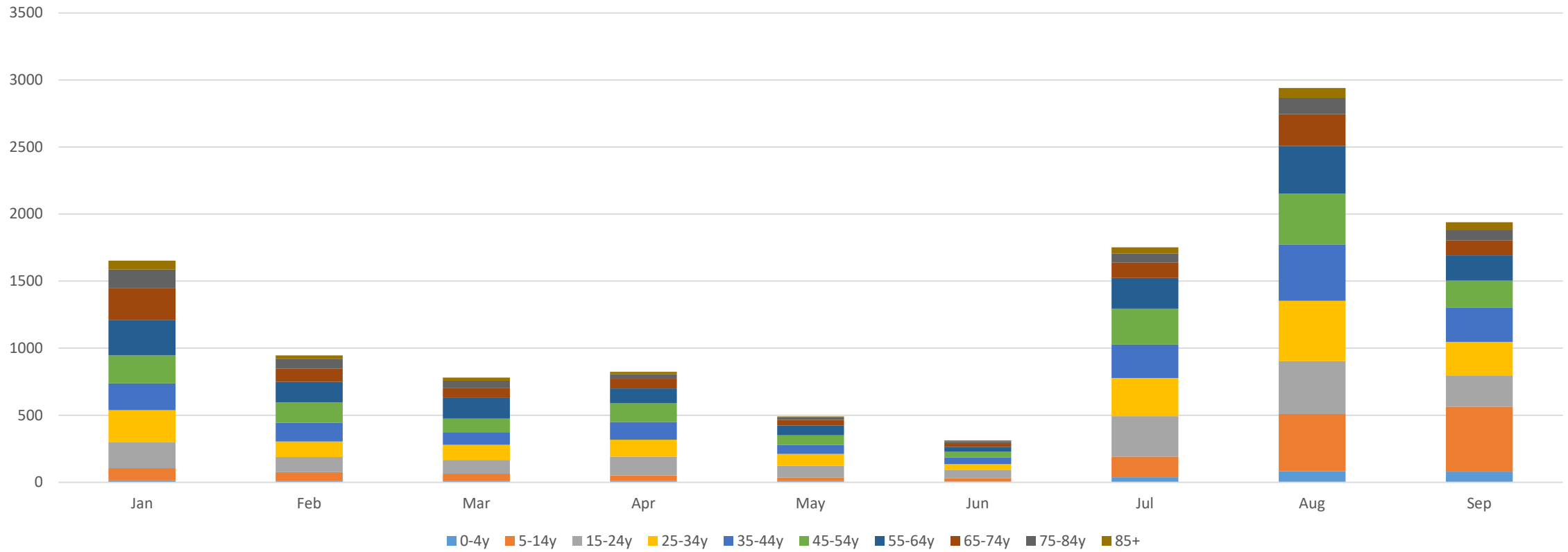
Martin Cases by Month, 2021

COVID-19 cases by Month, Martin, 2021



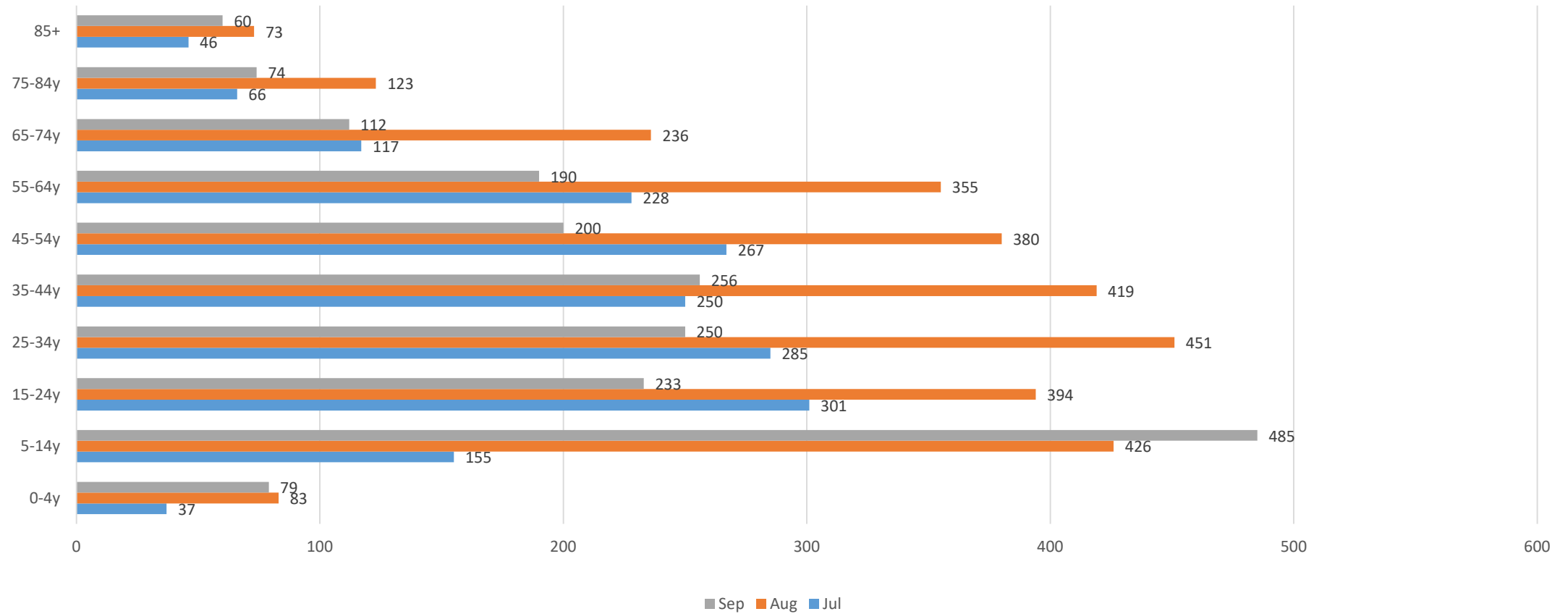
Martin Cases by Age Group, 2021

COVID-19 cases by Age Group, Martin, 2021



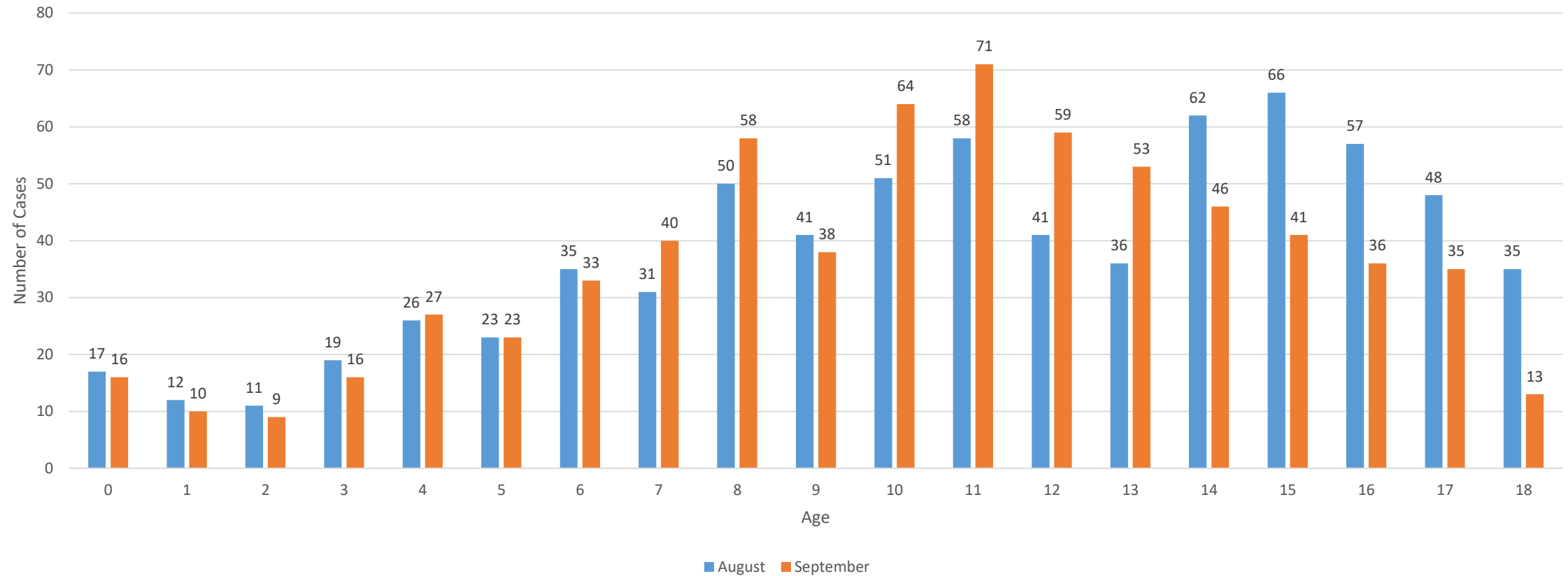
Martin Cases by Age Group, Jul-Sep 2021

COVID-19 Cases by Age Group, Martin, Jul-Sep 2021



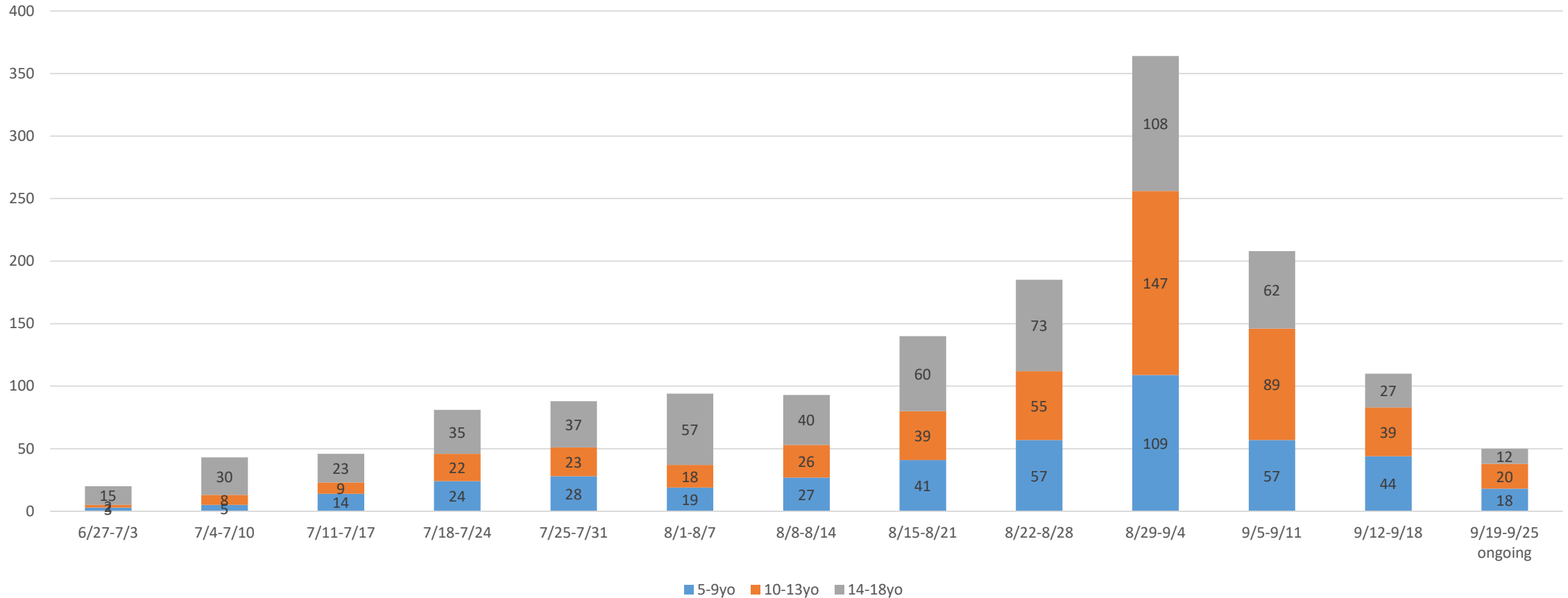
Martin Cases by Age 0-18yo, Aug-Sep 2021

COVID-19 Cases by Age, Martin, Aug-Sep 2021



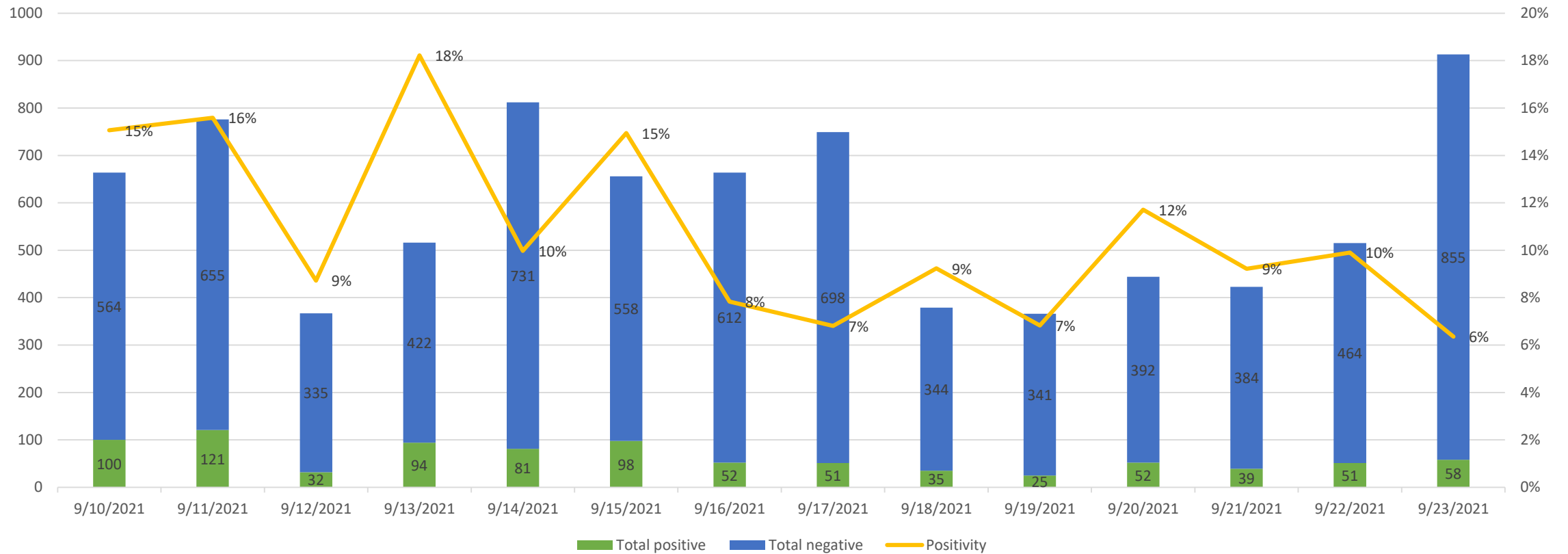
Martin Cases by Age Groups 5-18, Aug 2021

Weekly COVID-19 cases by age groups



Positivity Rate, Previous 14 Days

Lab results and Positivity, Martin County, Previous 14 Days



Vaccination Rates to Date, Martin County

Age group	2021 population	First dose	Percent with first dose	Series completed	Percent with complete series	Total vaccinated	Percent vaccinated
<1	1,336	0	0%	0	0%	0	0%
1-4	5,345	0	0%	0	0%	0	0%
5-9	7,074	0	0%	0	0%	0	0%
10-11	3,094	0	0%	0	0%	0	0%
12-14	4,641	359	8%	1,544	33%	1,903	41%
15-19	7,595	590	8%	3,101	41%	3,691	49%
20-24	6,989	638	9%	2,683	38%	3,321	48%
25-29	7,685	543	7%	2,322	30%	2,865	37%
30-34	7,599	659	9%	2,915	38%	3,574	47%
35-39	7,638	702	9%	3,533	46%	4,235	55%
40-44	7,434	620	8%	3,857	52%	4,477	60%
45-49	8,958	659	7%	4,363	49%	5,022	56%
50-54	10,239	809	8%	5,843	57%	6,652	65%
55-59	12,568	1,005	8%	7,872	63%	8,877	71%
60-64	13,285	1,199	9%	9,543	72%	10,742	81%
65-69	12,434	815	7%	10,548	85%	11,363	91%
70-74	12,561	705	6%	10,428	83%	11,133	89%
75-79	10,738	608	6%	8,398	78%	9,006	84%
80-84	7,299	450	6%	5,489	75%	5,939	81%
85+	8,298	573	7%	5,075	61%	5,648	68%

Where to get Vaccinated

Where to Get Vaccinated:

Health Department, Local Pharmacies & Private Healthcare Providers

DOH-Martin:

Monday and Thursday, by appt.
772-221-4000, option 3

To find a provider near you:

www.Vaccines.gov