

# Department of Health

COVID-19 Update  
Martin County



September 17, 2021

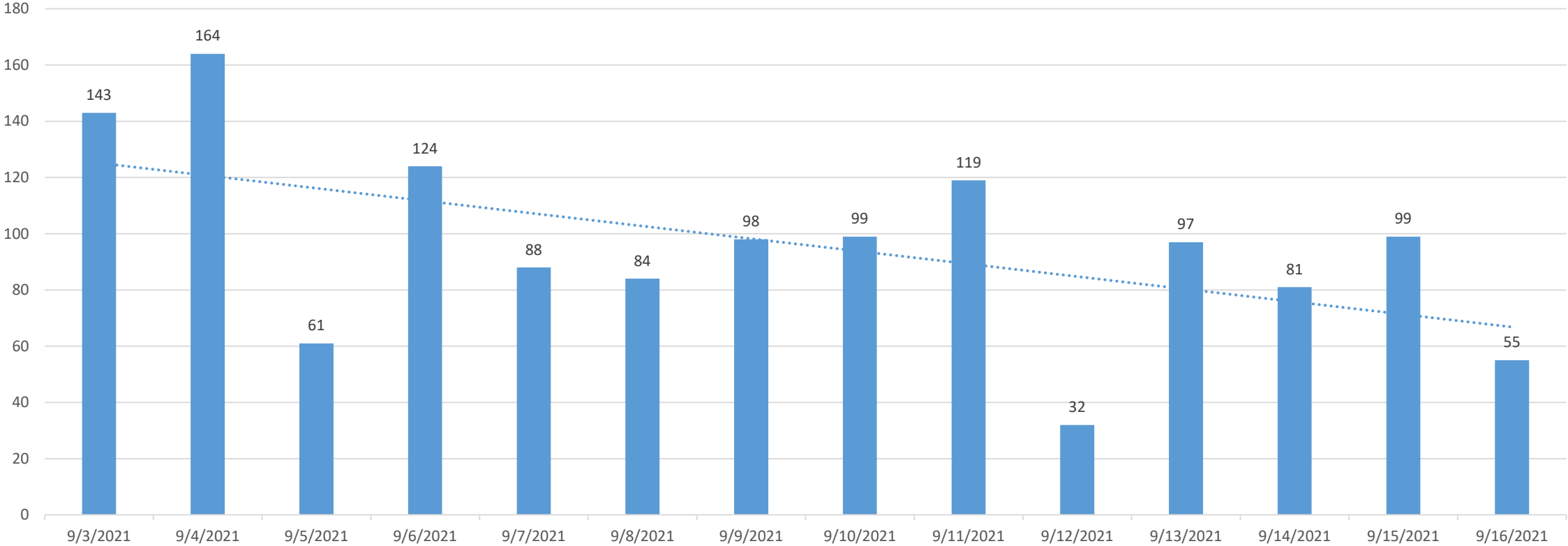
# Martin County Update

Martin - FL residents only	10-Sep	11-Sep	12-Sep	13-Sep	14-Sep	15-Sep	16-Sep
New cases by day	99	119	32	97	81	99	55
Positivity Rate	15%	15%	9%	19%	10%	15%	8%

Cumulative total cases 2020-2021	19,144
Cumulative cases for July 2021	1,752
Cumulative cases for August 2021	2,940
Cumulative cases for September 2021	1,636

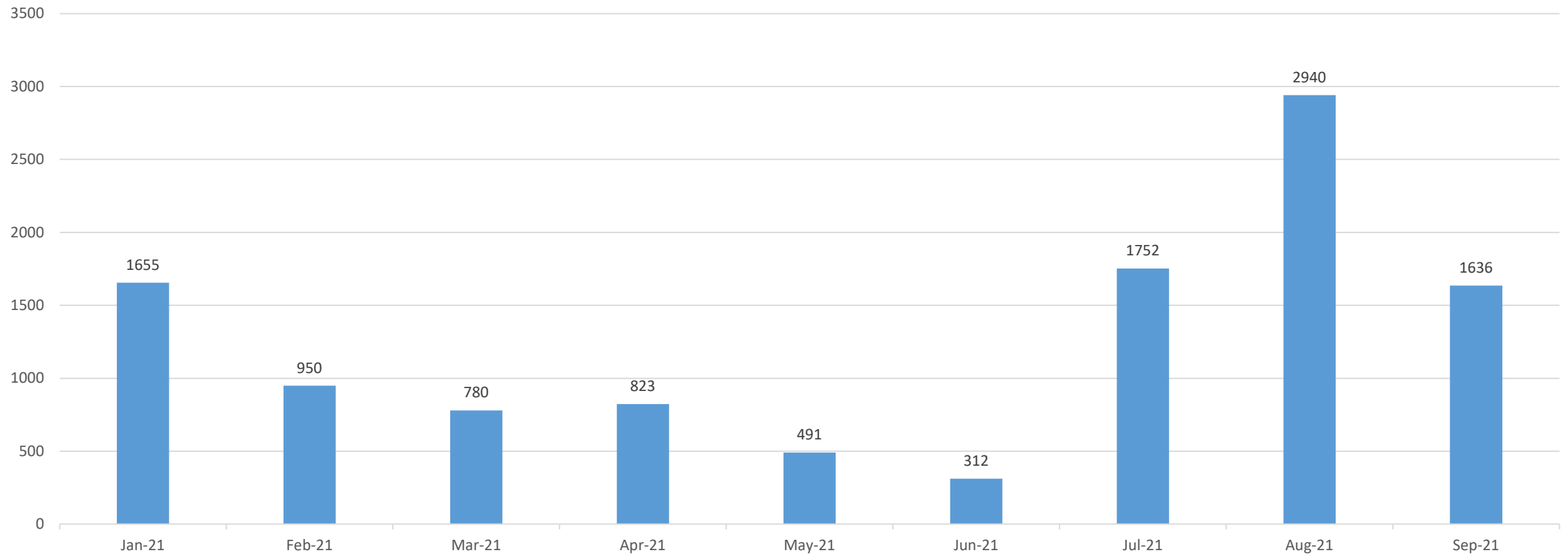
# Martin Cases, Previous 14 Days

COVID-19 Cases, Martin County, Previous 14 Days



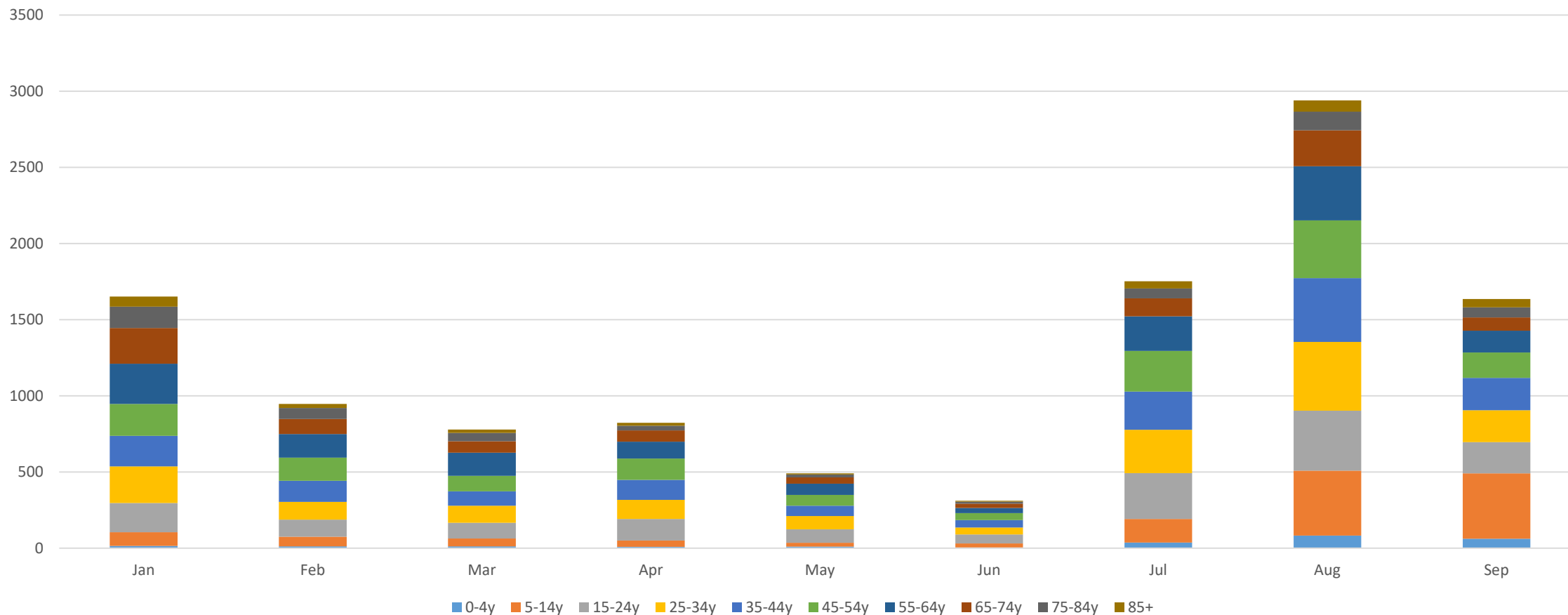
# Martin Cases by Month, 2021

COVID-19 cases by Month, Martin, 2021



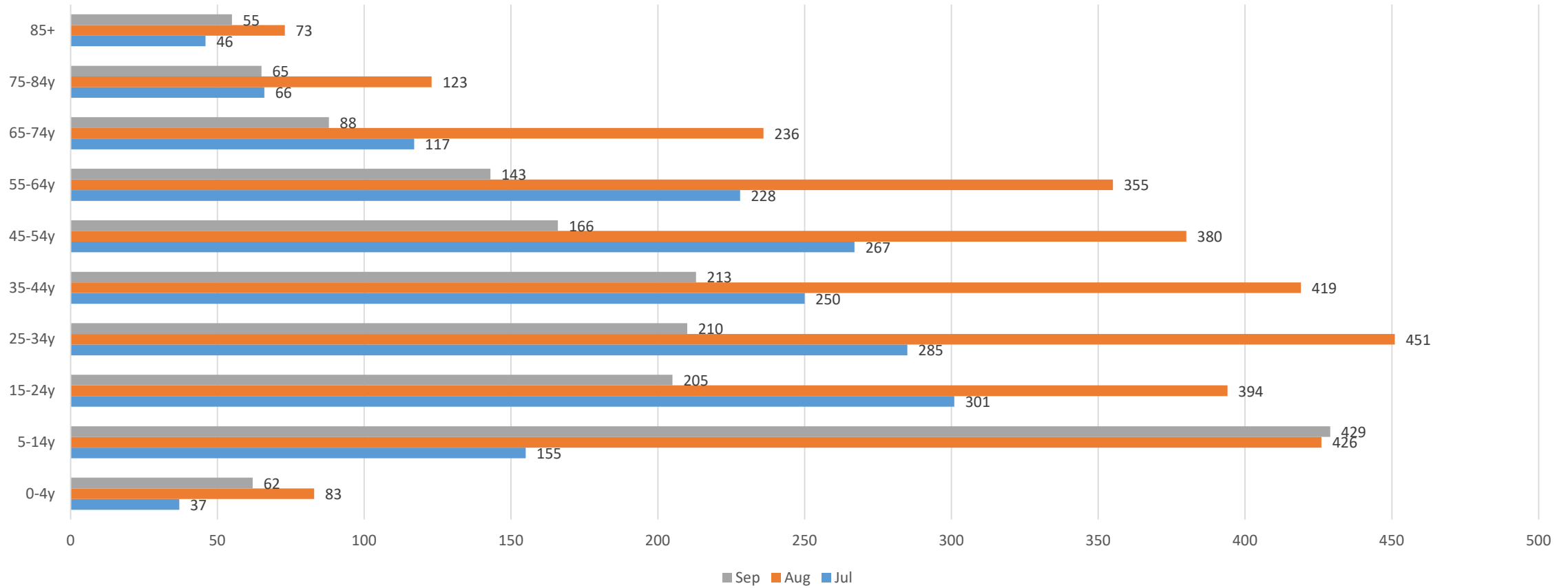
# Martin Cases by Age Group, 2021

COVID-19 cases by Age Group, Martin, 2021



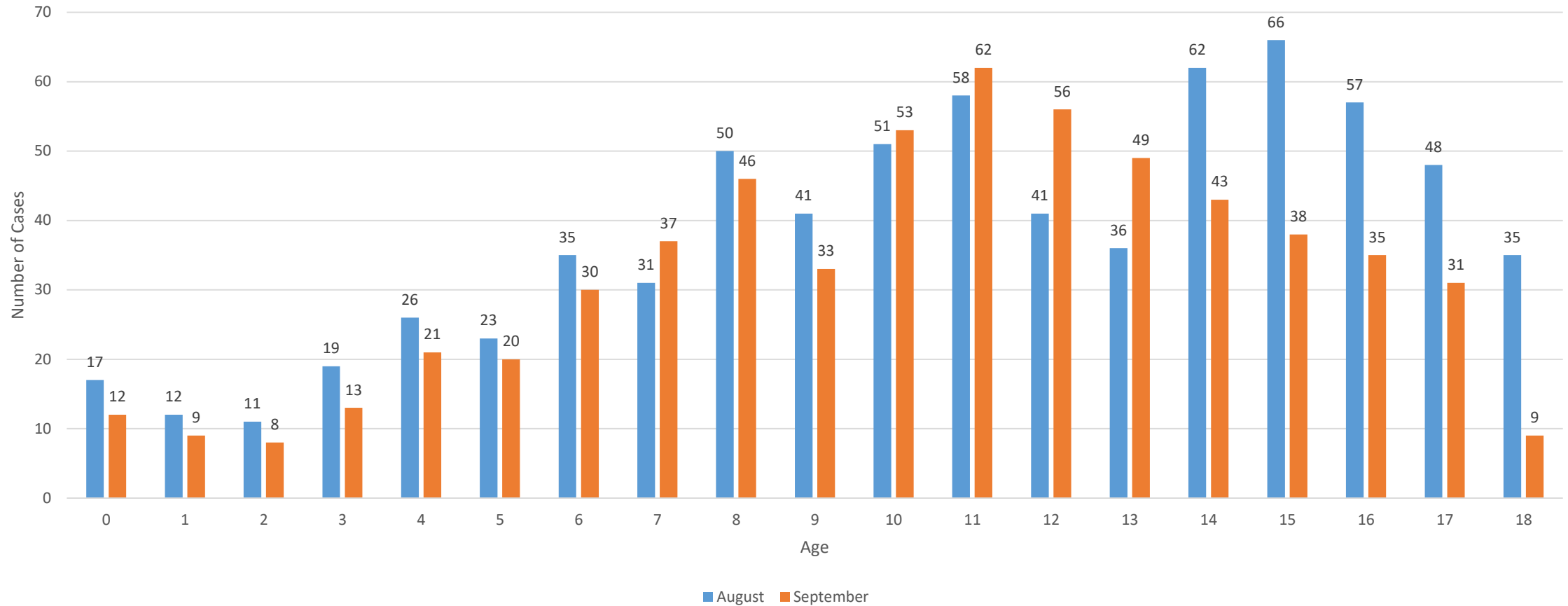
# Martin Cases by Age Group, Jul-Sep 2021

COVID-19 Cases by Age Group, Martin, Jul-Sep 2021



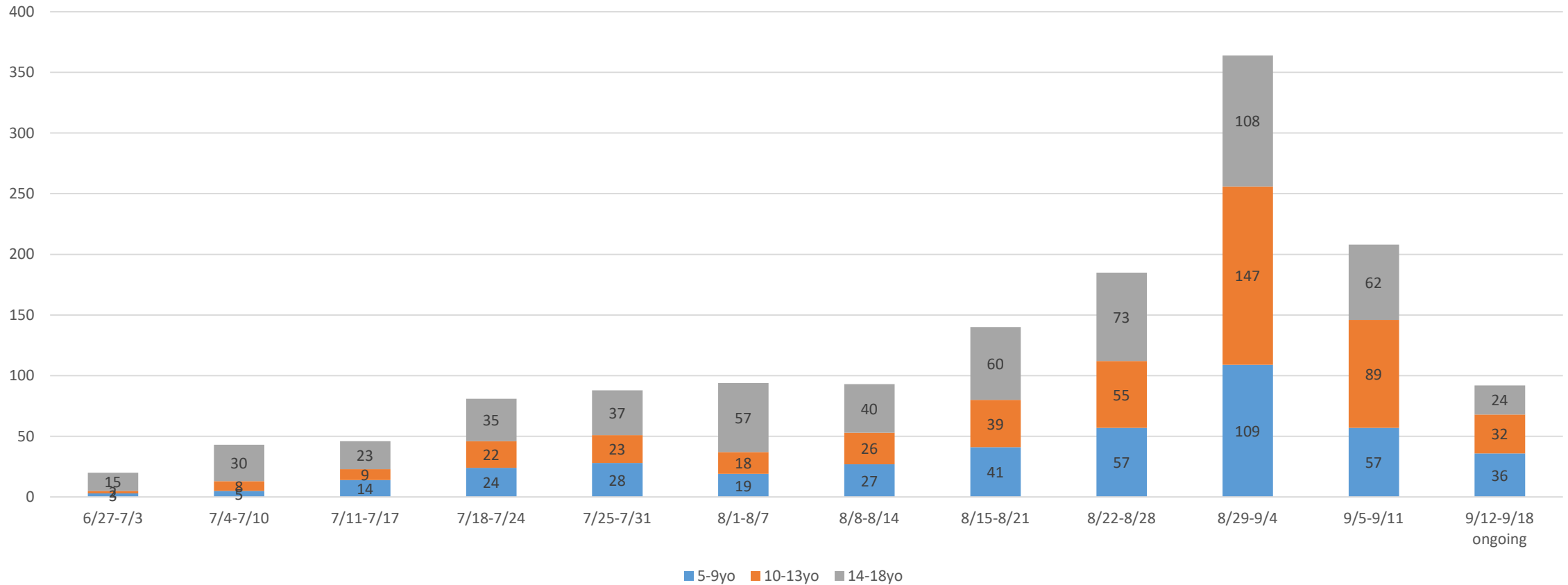
# Martin Cases by Age 0-18yo, Aug-Sep 2021

COVID-19 Cases by Age, Martin, Aug-Sep 2021



# Martin Cases by Age Groups 5-18, Aug 2021

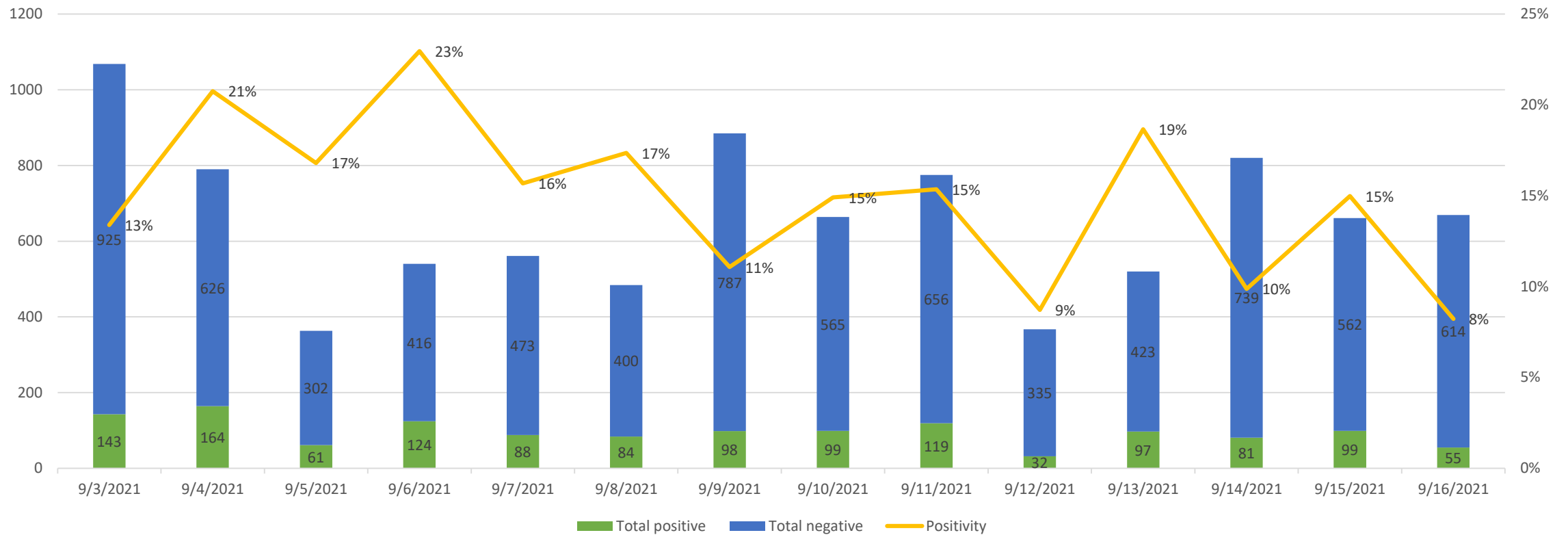
Weekly COVID-19 cases by age groups





# Positivity Rate, Previous 14 Days

Lab results and Positivity, Martin County, Previous 14 Days



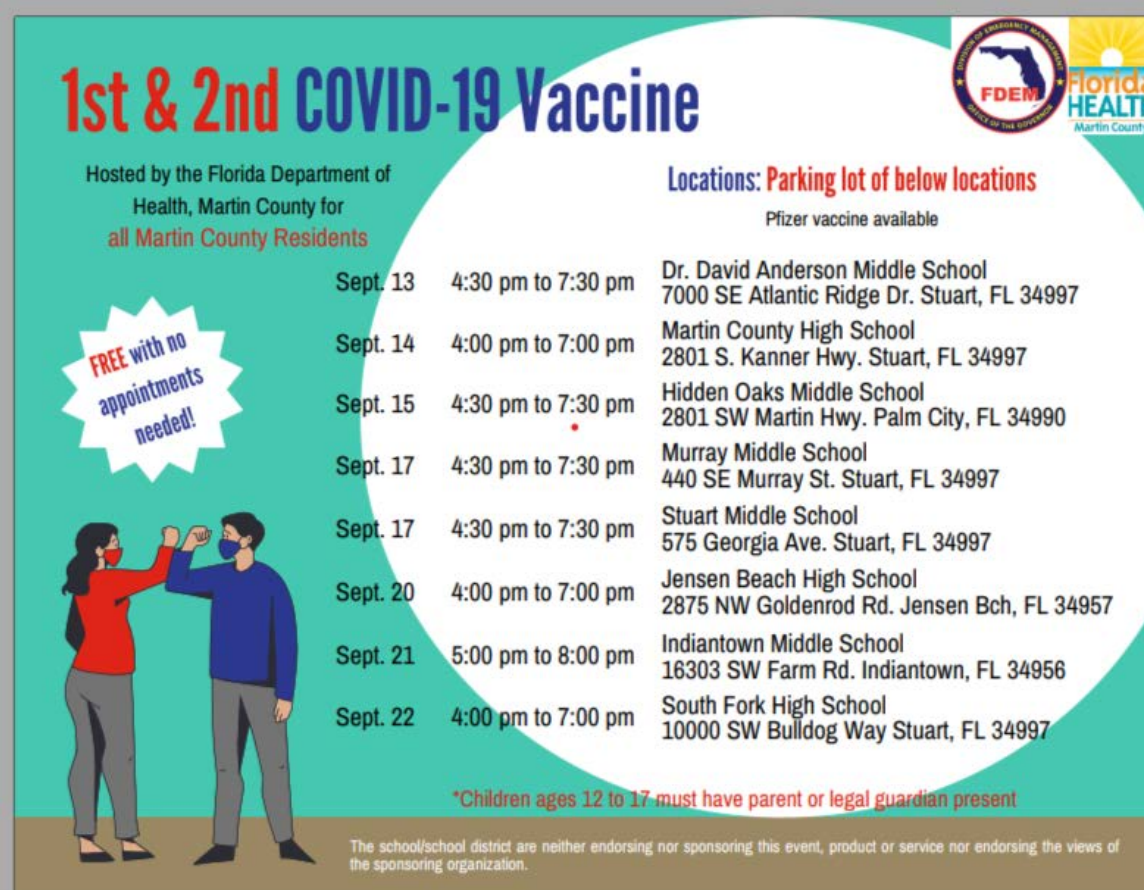
# Vaccination Rates to Date, Martin County

Age group	2021 population	First dose	Percent with first dose	Series completed	Percent with complete series	Total vaccinated	Percent vaccinated
<1	1,336	0	0%	0	0%	0	0%
1-4	5,345	0	0%	0	0%	0	0%
5-9	7,074	0	0%	0	0%	0	0%
10-11	3,094	0	0%	0	0%	0	0%
12-14	4,641	403	9%	1,473	32%	1,876	40%
15-19	7,595	639	8%	3,004	40%	3,643	48%
20-24	6,989	664	10%	2,607	37%	3,271	47%
25-29	7,685	564	7%	2,252	29%	2,816	37%
30-34	7,599	686	9%	2,829	37%	3,515	46%
35-39	7,638	726	10%	3,439	45%	4,165	55%
40-44	7,434	650	9%	3,774	51%	4,424	60%
45-49	8,958	711	8%	4,276	48%	4,987	56%
50-54	10,239	840	8%	5,773	56%	6,613	65%
55-59	12,568	1,048	8%	7,803	62%	8,851	70%
60-64	13,285	1,225	9%	9,492	71%	10,717	81%
65-69	12,434	828	7%	10,532	85%	11,360	91%
70-74	12,561	709	6%	10,414	83%	11,123	89%
75-79	10,738	612	6%	8,390	78%	9,002	84%
80-84	7,299	455	6%	5,481	75%	5,936	81%
85+	8,298	566	7%	5,070	61%	5,636	68%

# Vaccination Outreach

Harbour Ridge	9/17	11:00am-12noon
Hobe Sound Mobile Home Park	9/18	1:00pm -3:00pm

# 1<sup>st</sup> & 2<sup>nd</sup> COVID-19 Vaccine



**1st & 2nd COVID-19 Vaccine**

Hosted by the Florida Department of Health, Martin County for all Martin County Residents



**FREE with no appointments needed!**

**Locations: Parking lot of below locations**  
Pfizer vaccine available

Sept. 13	4:30 pm to 7:30 pm	Dr. David Anderson Middle School 7000 SE Atlantic Ridge Dr. Stuart, FL 34997
Sept. 14	4:00 pm to 7:00 pm	Martin County High School 2801 S. Kanner Hwy. Stuart, FL 34997
Sept. 15	4:30 pm to 7:30 pm	Hidden Oaks Middle School 2801 SW Martin Hwy. Palm City, FL 34990
Sept. 17	4:30 pm to 7:30 pm	Murray Middle School 440 SE Murray St. Stuart, FL 34997
Sept. 17	4:30 pm to 7:30 pm	Stuart Middle School 575 Georgia Ave. Stuart, FL 34997
Sept. 20	4:00 pm to 7:00 pm	Jensen Beach High School 2875 NW Goldenrod Rd. Jensen Bch, FL 34957
Sept. 21	5:00 pm to 8:00 pm	Indiantown Middle School 16303 SW Farm Rd. Indiantown, FL 34956
Sept. 22	4:00 pm to 7:00 pm	South Fork High School 10000 SW Bulldog Way Stuart, FL 34997

\*Children ages 12 to 17 must have parent or legal guardian present

The school/school district are neither endorsing nor sponsoring this event, product or service nor endorsing the views of the sponsoring organization.



# Where to get Vaccinated

**Where to Get Vaccinated:**

Health Department, Local Pharmacies & Private Healthcare Providers

**DOH-Martin:**

Monday and Thursday, by appt.  
772-221-4000, option 3

**To find a provider near you:**

[www.Vaccines.gov](http://www.Vaccines.gov)