

Department of Health

COVID-19 Update
Martin County



September 10, 2021

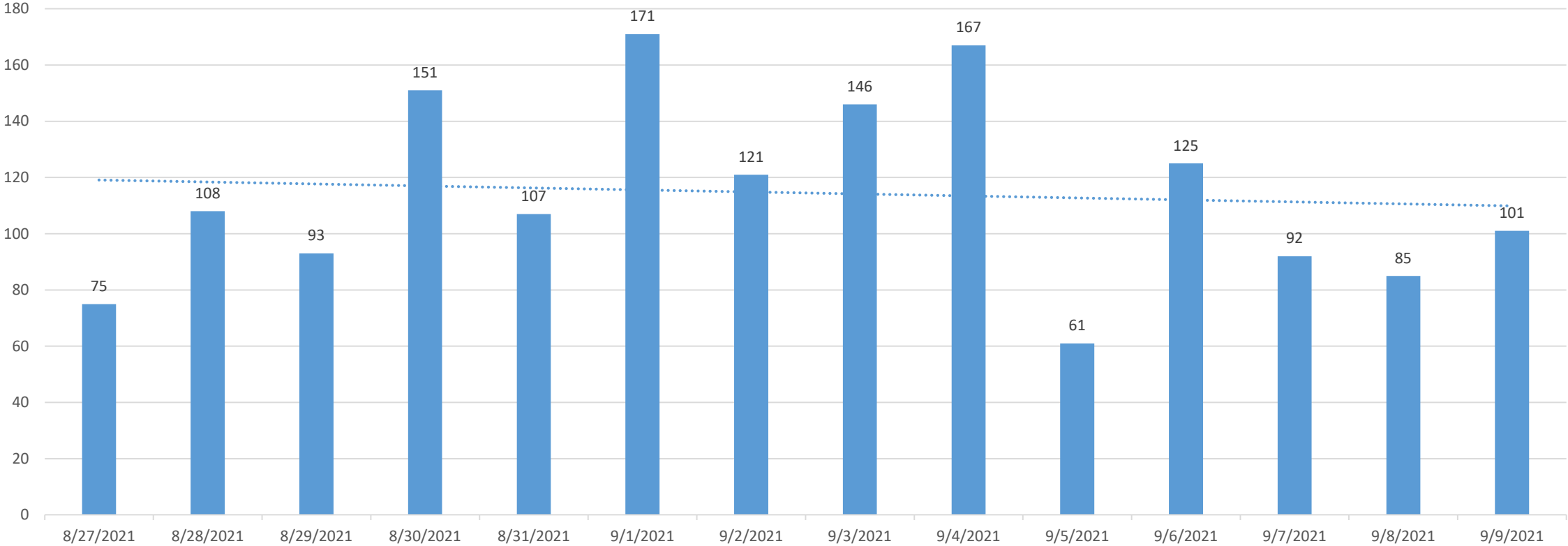
Martin County Update

Martin - FL residents only	3-Sep	4-Sep	5-Sep	6-Sep	7-Sep	8-Sep	9-Sep
New cases by day	146	167	61	125	92	85	101
Positivity Rate	13%	21%	17%	23%	16%	18%	11%

Cumulative total cases 2020-2021	18,574
Cumulative cases for July 2021	1,755
Cumulative cases for August 2021	2,956
Cumulative cases for September 2021	1,069

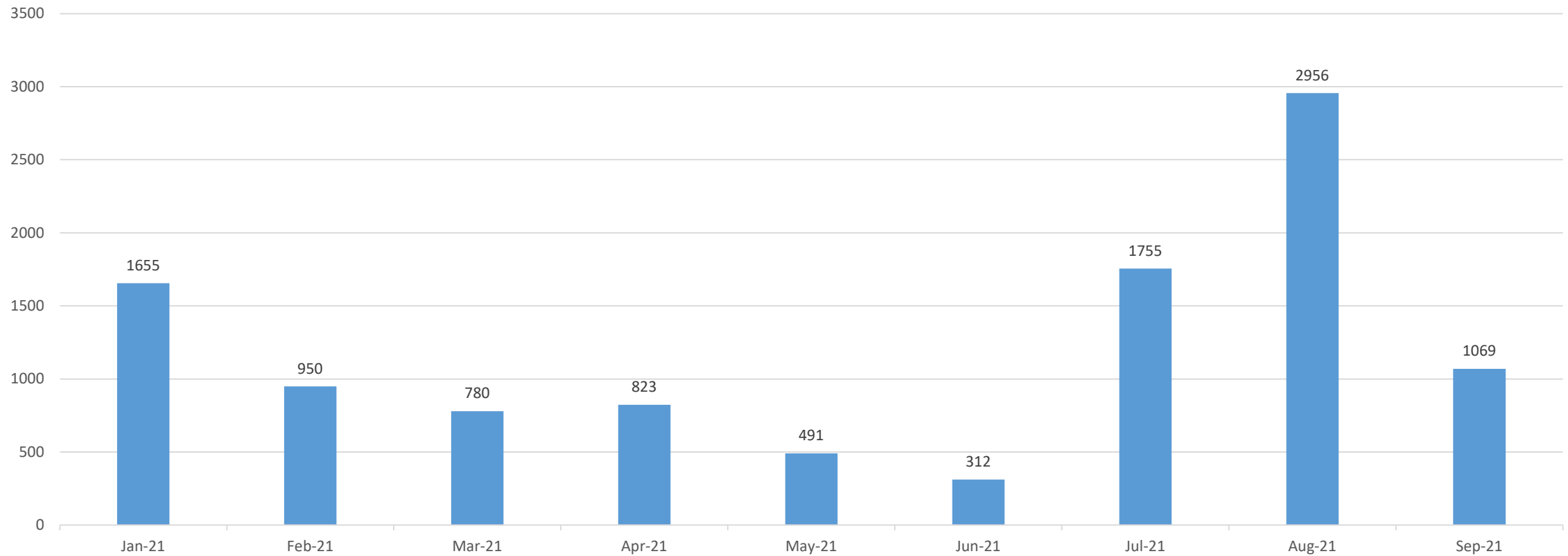
Martin Cases, Previous 14 Days

COVID-19 Cases, Martin County, Previous 14 Days



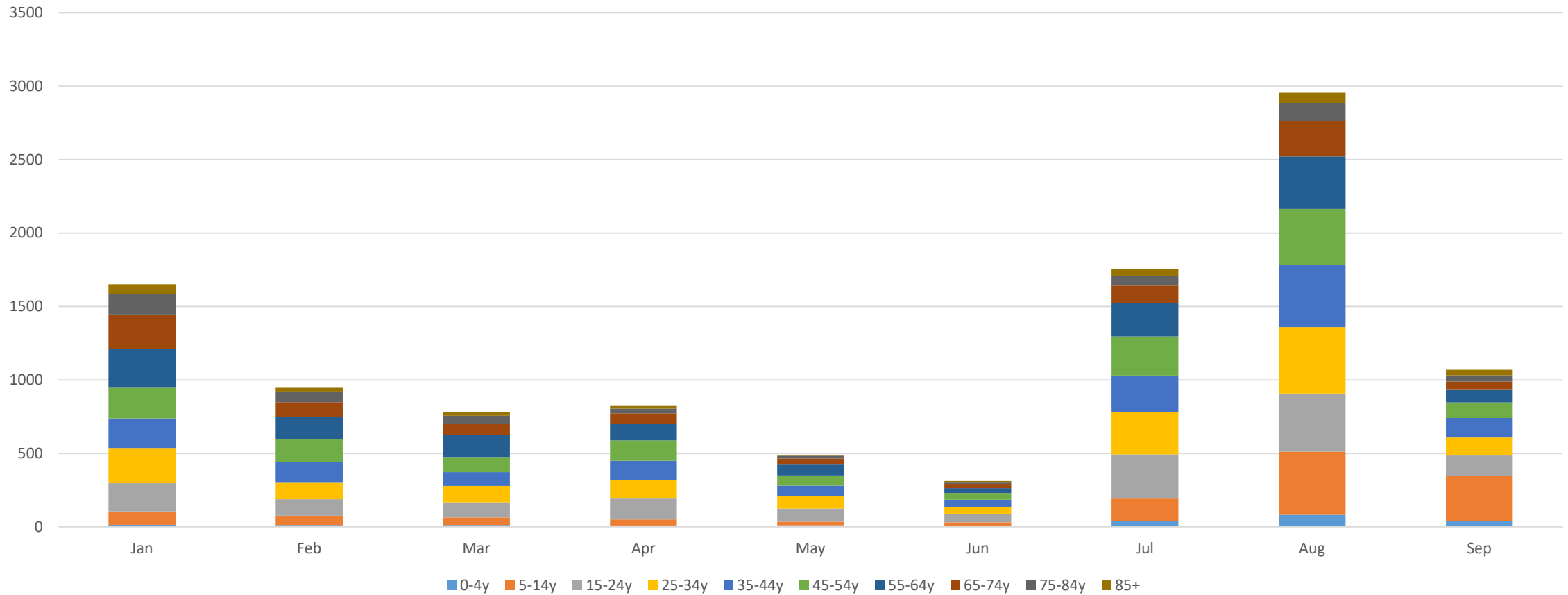
Martin Cases by Month, 2021

COVID-19 cases by Month, Martin, 2021



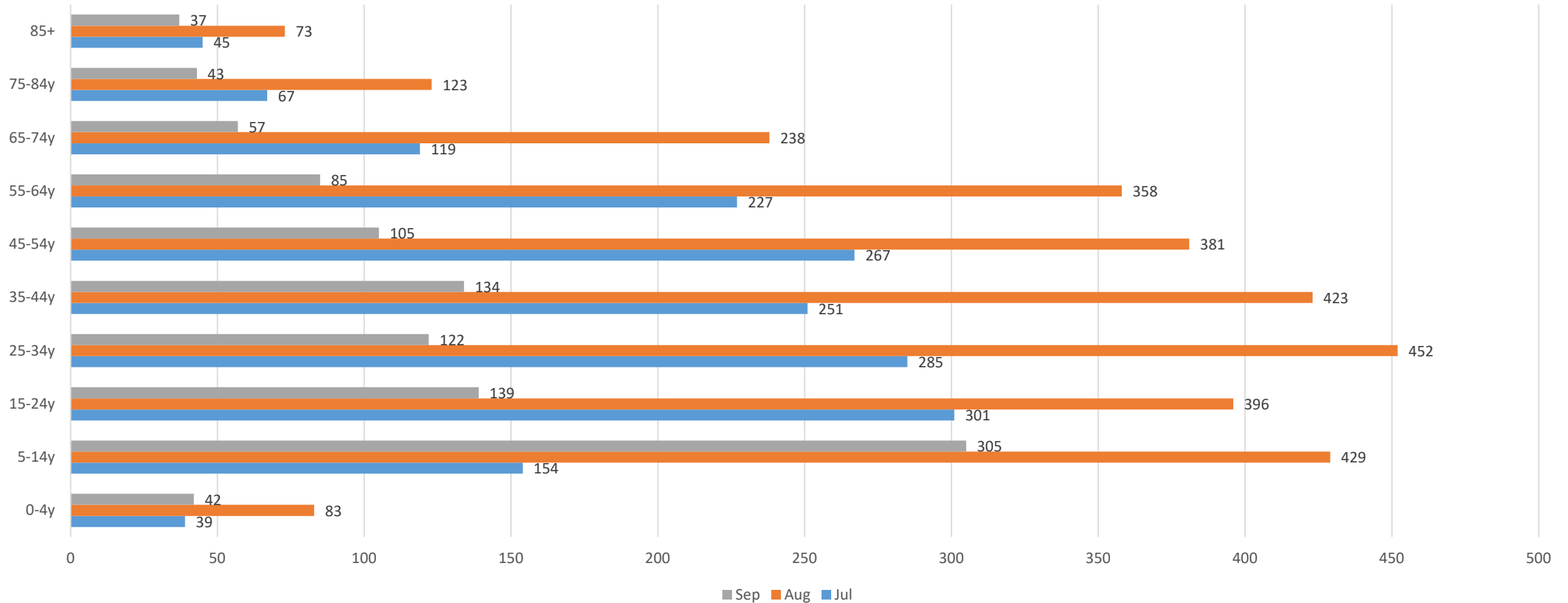
Martin Cases by Age Group, 2021

COVID-19 cases by Age Group, Martin, 2021



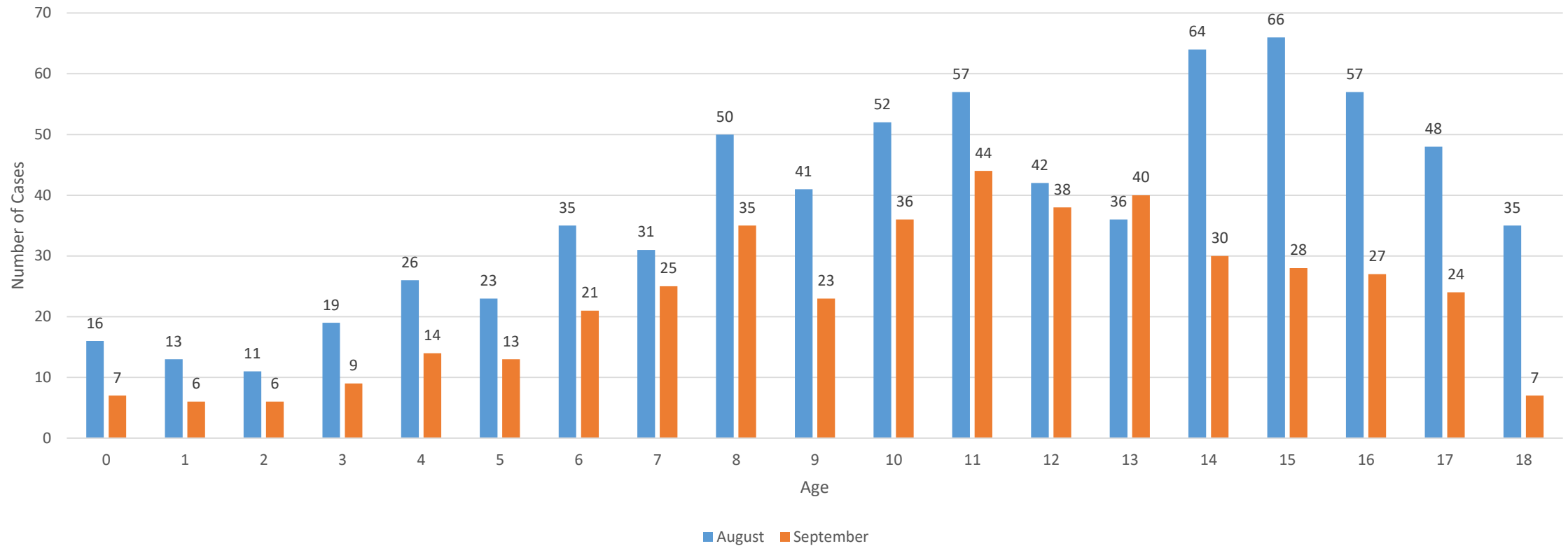
Martin Cases by Age Group, Jul-Sep 2021

COVID-19 Cases by Age Group, Martin, Jul-Sep 2021



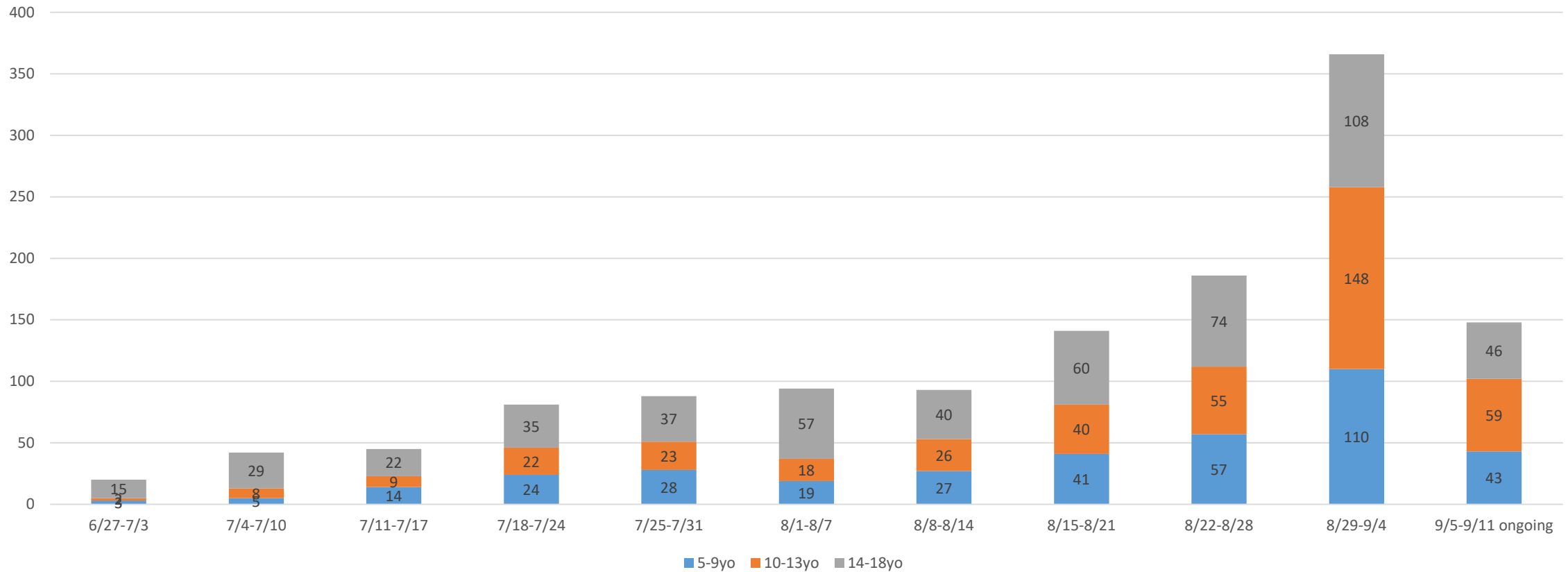
Martin Cases by Age 0-18yo, Aug-Sep 2021

COVID-19 Cases by Age, Martin, Aug-Sep 2021



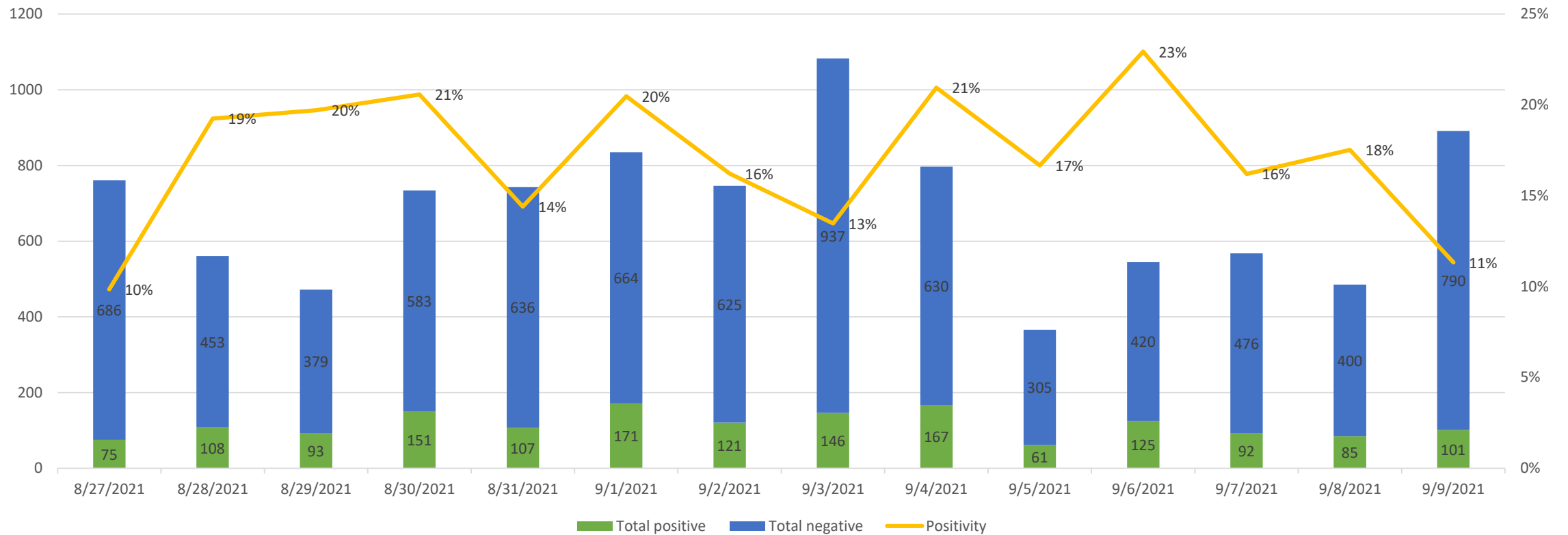
Martin Cases by Age Groups 5-18, Aug 2021

Weekly COVID-19 cases by age groups



Positivity Rate, Previous 14 Days

Lab results and Positivity, Martin County, Previous 14 Days



Vaccination Rates to Date, Martin County

Age group	2021 population	First dose	Percent with first dose	Series completed	Percent with complete series	Total vaccinated	Percent vaccinated
<1	1,336	0	0%	0	0%	0	0%
1-4	5,345	0	0%	0	0%	0	0%
5-9	7,074	0	0%	0	0%	0	0%
10-11	3,094	0	0%	0	0%	0	0%
12-14	4,641	448	10%	1,381	30%	1,829	39%
15-19	7,595	704	9%	2,867	38%	3,571	47%
20-24	6,989	704	10%	2,497	36%	3,201	46%
25-29	7,685	590	8%	2,158	28%	2,748	36%
30-34	7,599	730	10%	2,718	36%	3,448	45%
35-39	7,638	778	10%	3,308	43%	4,086	53%
40-44	7,434	715	10%	3,648	49%	4,363	59%
45-49	8,958	763	9%	4,186	47%	4,949	55%
50-54	10,239	938	9%	5,620	55%	6,558	64%
55-59	12,568	1,143	9%	7,682	61%	8,825	70%
60-64	13,285	1,305	10%	9,380	71%	10,685	80%
65-69	12,434	883	7%	10,465	84%	11,348	91%
70-74	12,561	746	6%	10,348	82%	11,094	88%
75-79	10,738	639	6%	8,390	78%	9,029	84%
80-84	7,299	472	6%	5,487	75%	5,959	82%
85+	8,298	578	7%	5,066	61%	5,644	68%

Vaccination Outreach

Port Salerno Boys and Girls Club	9/3	9:00am-12noon
Banner Lake	9/4	10:00am-12noon
Humane Society Treasure Coast	9/8	2:00pm-5:00pm
City of Stuart	9/10	3:00pm-6:00pm
Jock Leighton Pk 911 Commerative	9/11	7:30am-10:00am
Harbour Ridge	9/17	11:00am-12noon
Hobe Sound Mobile Home Park	9/18	1:00pm -3:00pm

Where to get Vaccinated

Where to Get Vaccinated:

Health Department, Local Pharmacies & Private Healthcare Providers

DOH-Martin:

Monday and Thursday, by appt.
772-221-4000, option 3

To find a provider near you:

www.Vaccines.gov