

Department of Health

COVID-19 Update Martin County



August 27, 2021

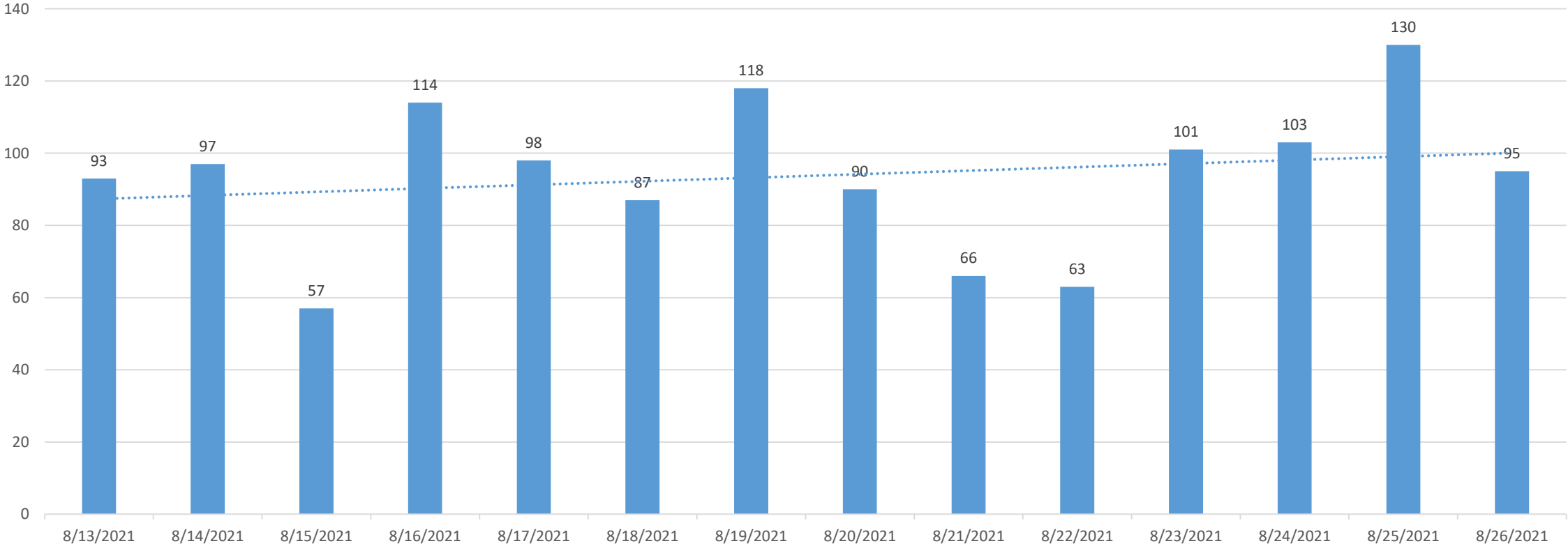
Martin County Update

Martin - FL residents only	20-Aug	21-Aug	22-Aug	23-Aug	24-Aug	25-Aug	26-Aug
New cases by day	90	66	63	101	103	130	95
Positivity Rate	7%	17%	18%	14%	15%	16%	15%

Cumulative total cases 2020-2021	17,003
Cumulative cases for July 2021	1,755
Cumulative cases for August 2021	2,439
Cumulative deaths 2020-2021	400

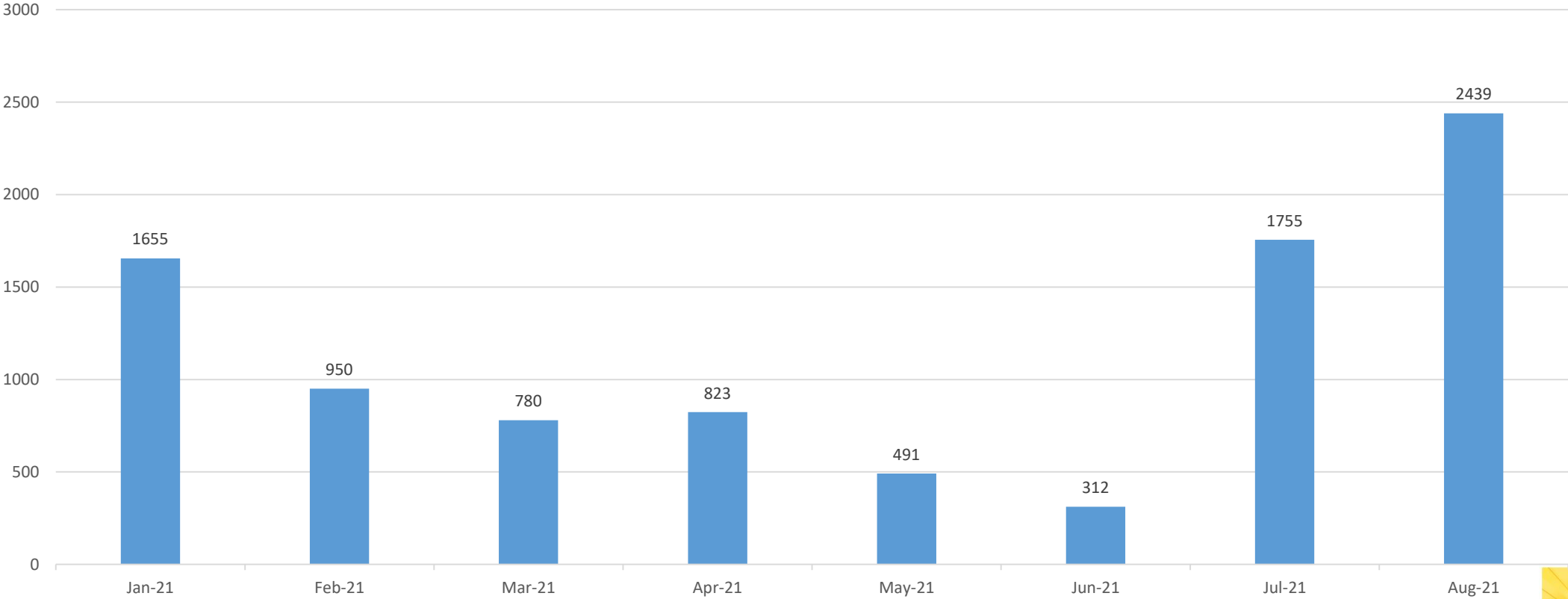
Martin Cases, Previous 14 Days

COVID-19 Cases, Martin County, Previous 14 Days



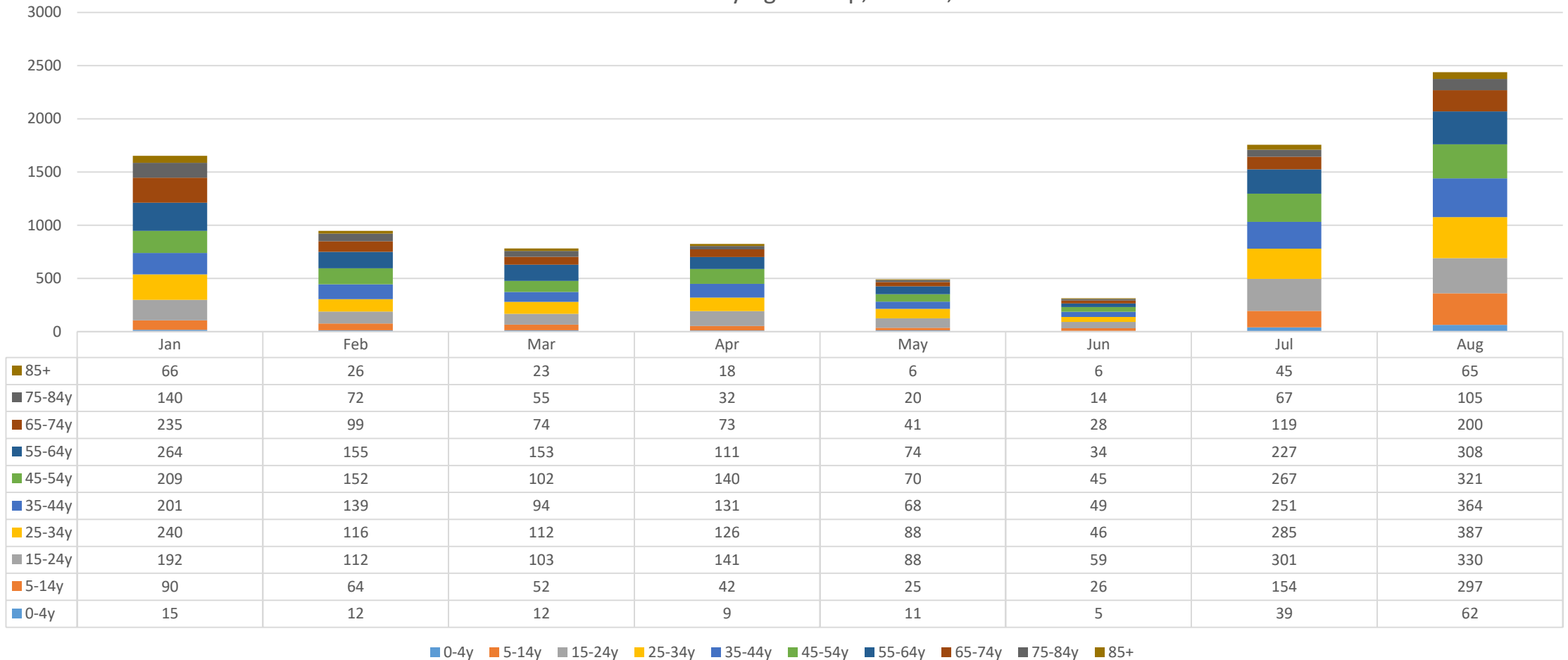
Martin Cases by Month, 2021

COVID-19 cases by Month, Martin, 2021



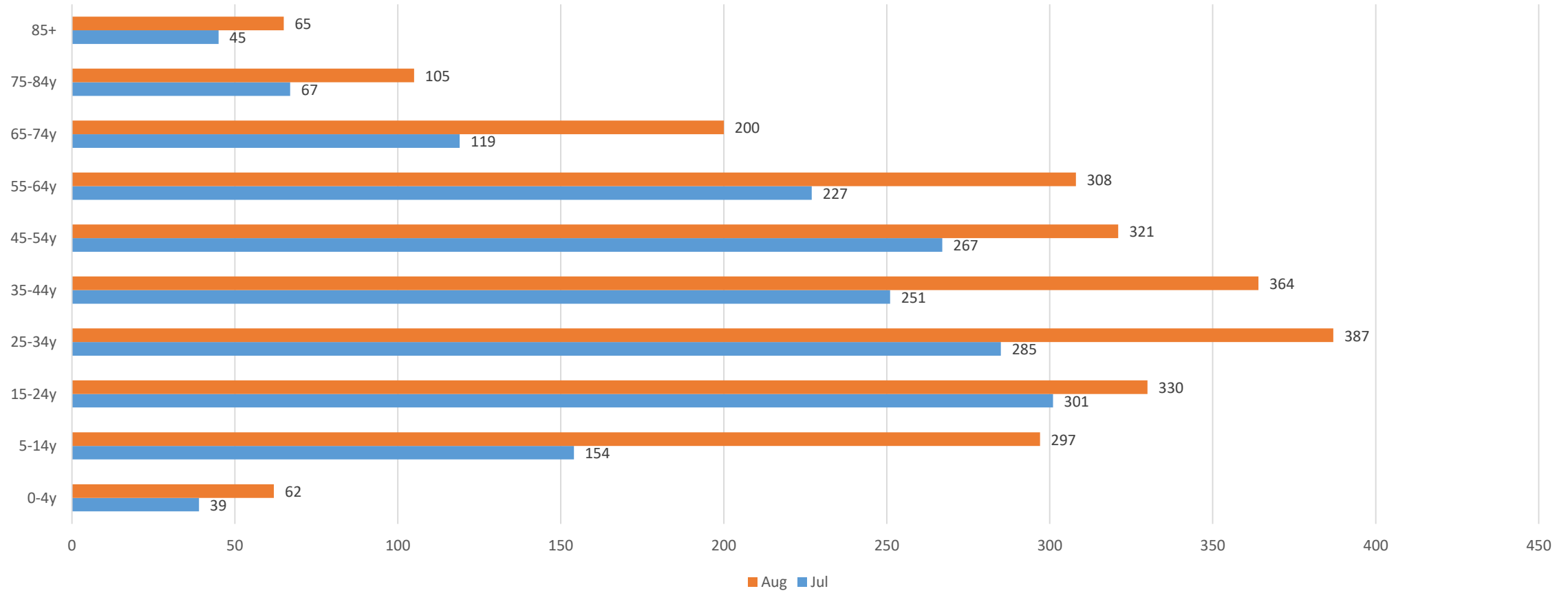
Martin Cases by Age Group, 2021

COVID-19 cases by Age Group, Martin, 2021



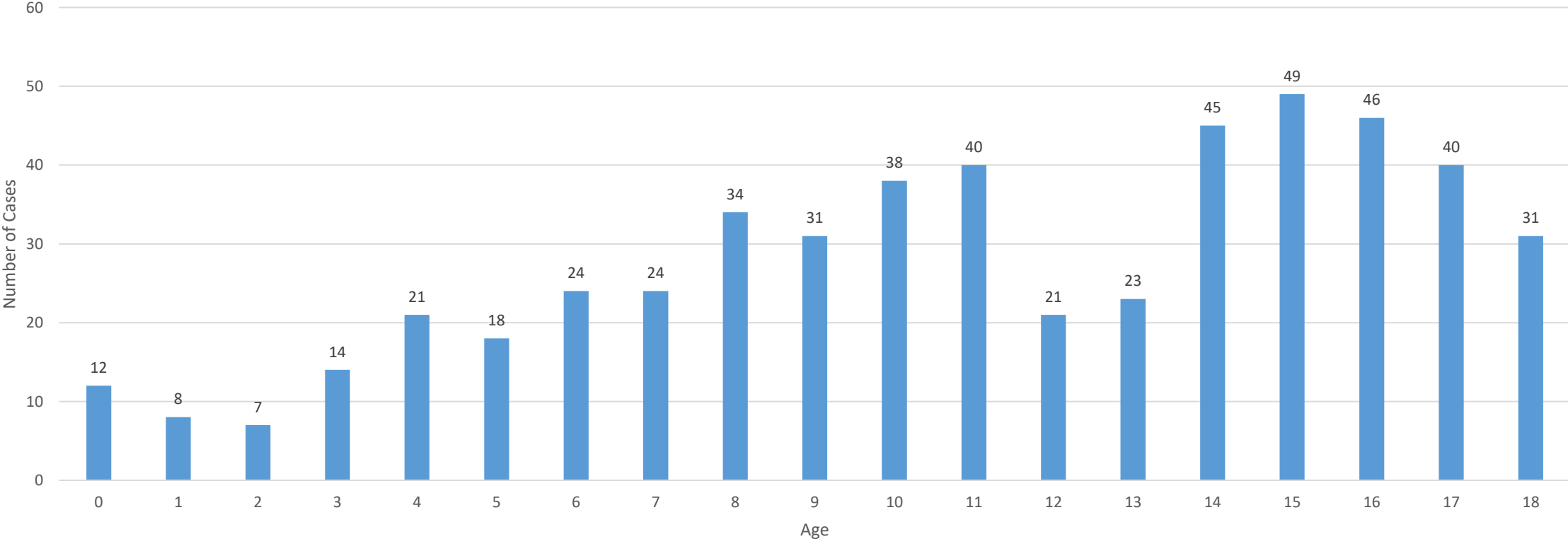
Martin Cases by Age Group, Jul-Aug 2021

COVID-19 Cases by Age Group, Martin, Jul-Aug 2021



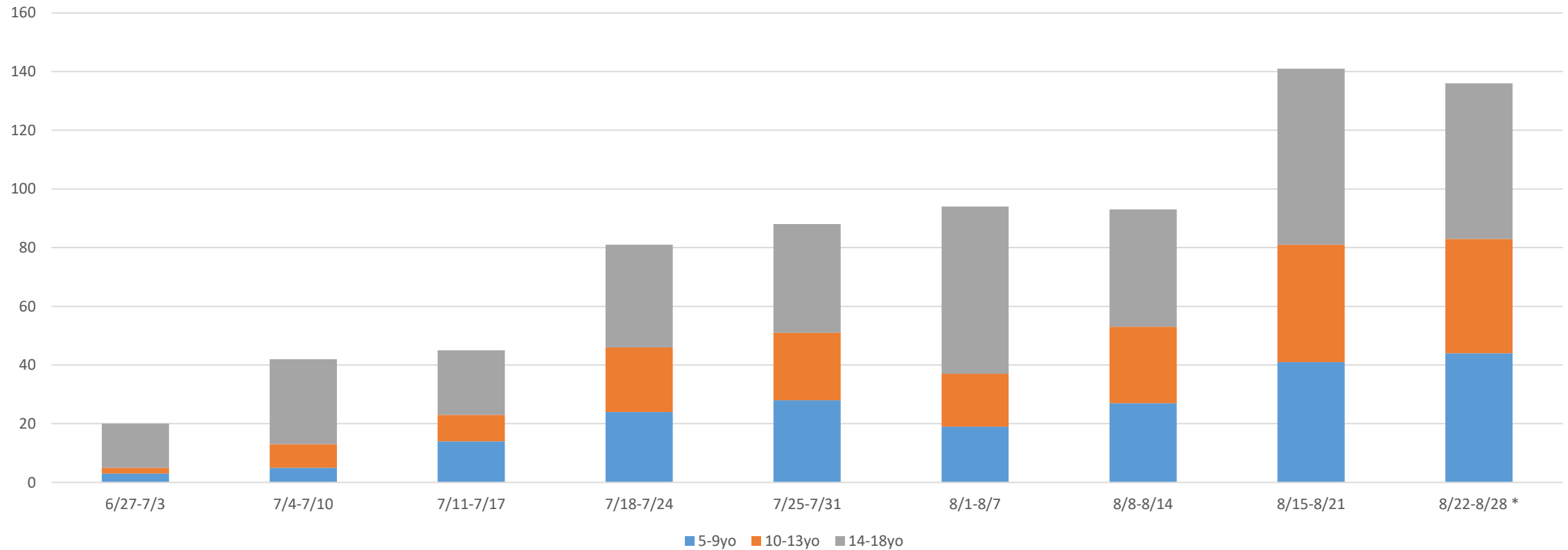
Martin Cases by Age 0-18yo, Aug 2021

COVID-19 Cases by Age, Martin, August 2021



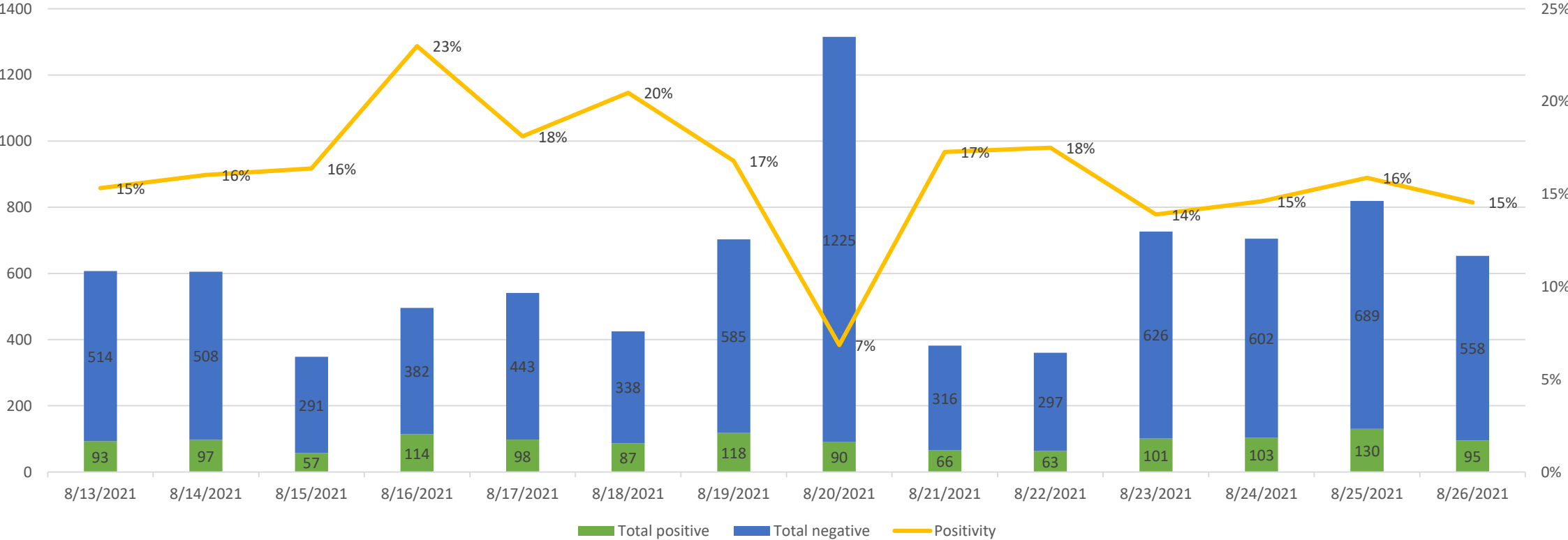
Martin Cases by Age Groups 5-18, Aug 2021

Weekly COVID-19 cases by age groups



Positivity Rate, Previous 14 Days

Lab results and Positivity, Martin County, Previous 14 Days



Vaccination Rates to Date, Martin County

Age group	2021 population	First dose	Percent with first dose	Series completed	Percent with complete series	Total vaccinated	Percent vaccinated
<1	1,336	0	0%	0	0%	0	0%
1-4	5,345	0	0%	0	0%	0	0%
5-9	7,074	0	0%	0	0%	0	0%
10-11	3,094	0	0%	0	0%	0	0%
12-14	4,641	559	12%	1,115	24%	1,674	36%
15-19	7,595	823	11%	2,540	33%	3,363	44%
20-24	6,989	718	10%	2,308	33%	3,026	43%
25-29	7,685	633	8%	1,984	26%	2,617	34%
30-34	7,599	788	10%	2,496	33%	3,284	43%
35-39	7,638	822	11%	3,073	40%	3,895	51%
40-44	7,434	811	11%	3,423	46%	4,234	57%
45-49	8,958	847	9%	3,944	44%	4,791	53%
50-54	10,239	1,025	10%	5,369	52%	6,394	62%
55-59	12,568	1,237	10%	7,427	59%	8,664	69%
60-64	13,285	1,380	10%	9,170	69%	10,550	79%
65-69	12,434	930	7%	10,349	83%	11,279	91%
70-74	12,561	774	6%	10,287	82%	11,061	88%
75-79	10,738	687	6%	8,323	78%	9,010	84%
80-84	7,299	487	7%	5,432	74%	5,919	81%
85+	8,298	600	7%	5,025	61%	5,625	68%

Vaccination Outreach Events

August 28:

Indiantown, Booker Park, 3rd St Church of God, 12-3pm

Where to Get Vaccinated:

Health Department, Local Pharmacies & Private Healthcare Providers

DOH-Martin:

Monday and Thursday, by appt.

772-221-4000, option 3

To find a provider near you:

www.Vaccines.gov

FREE COVID-19 Vaccine

Hosted by the Florida Department
of Health, Martin County for
all Martin County Residents

No
appointments
needed!



Locations: Parking lot of below locations

Pfizer vaccine available

Aug. 20	3pm to 6 pm	City of Stuart City Hall** 121 SW Flagler Ave. Stuart, FL 34994
Aug. 23	4:15 pm to 7:15 pm	Dr. David Anderson Middle School 7000 SE Atlantic Ridge Dr. Stuart, FL 34997
Aug. 24	4:00 pm to 7:00 pm	Martin County High School 2801 S. Kanner Hwy. Stuart, FL 34997
Aug. 25	4:15 pm to 7:15 pm	Hidden Oaks Middle School 2801 SW Martin Hwy. Palm City, FL 34990
Aug. 26	4:15 pm to 7:15 pm	Murray Middle School 440 SE Murray St. Stuart, FL 34997
Aug. 27	4:15 pm to 7:15 pm	Stuart Middle School 575 Georgia Ave. Stuart, FL 34997
Aug. 30	4:00 pm to 7:00 pm	Jensen Beach High School 2875 NW Goldenrod Rd. Jensen Bch, FL 34957
Aug. 31	5:00 pm to 8:00 pm	Indiantown Middle School 16303 SW Farm Rd. Indiantown, FL 34956
Sept. 1	4:00 pm to 7:00 pm	South Fork High School 10000 SW Bulldog Way Stuart, FL 34997

**This event is sponsored by the National Minority Health Association and organized by the City of Stuart and FLDOH in Martin County.

Schools/the School District are neither endorsing nor sponsoring these events, products or services nor endorsing the views of the sponsoring organizations.