

# Department of Health

COVID-19 Update  
Martin County



August 20, 2021

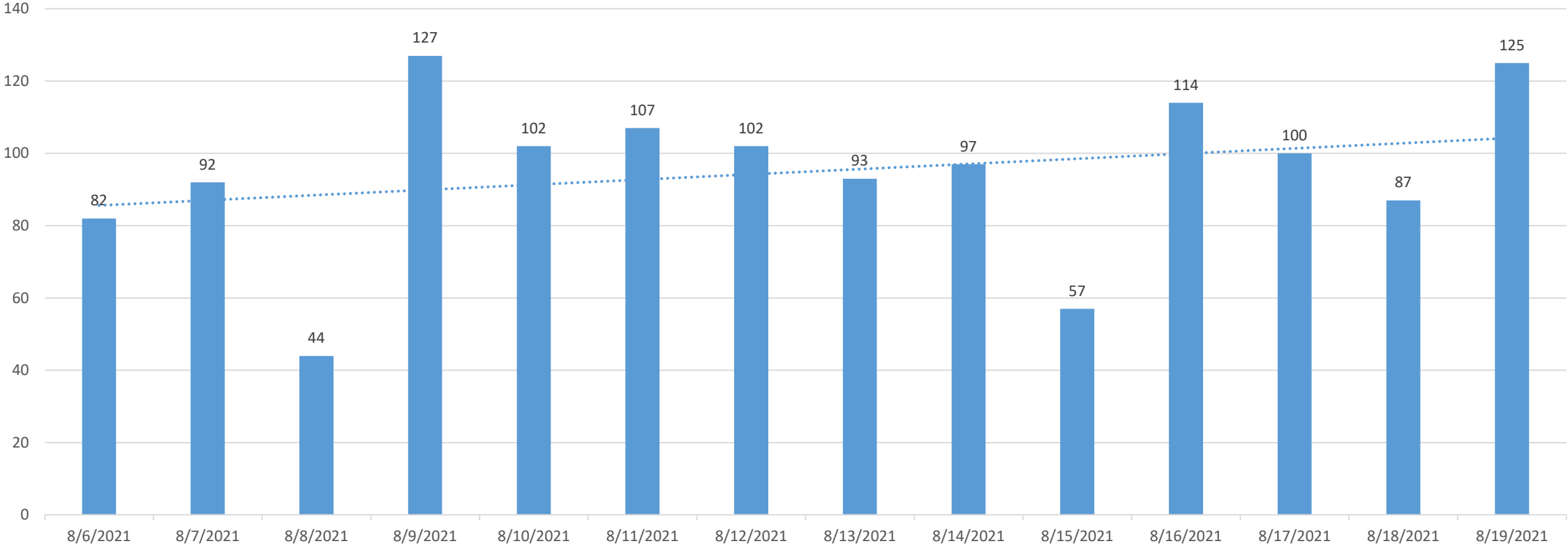
# Martin County Update

Martin - FL residents only	13-Aug	14-Aug	15-Aug	16-Aug	17-Aug	18-Aug	19-Aug
New cases by day	93	97	57	114	100	87	125
Positivity Rate	15%	16%	16%	23%	18%	20%	17%

Cumulative total cases 2020-2021	16,371
Cumulative cases for July 2021	1,755
Cumulative cases for August 2021	1,803
Cumulative deaths 2020-2021	389

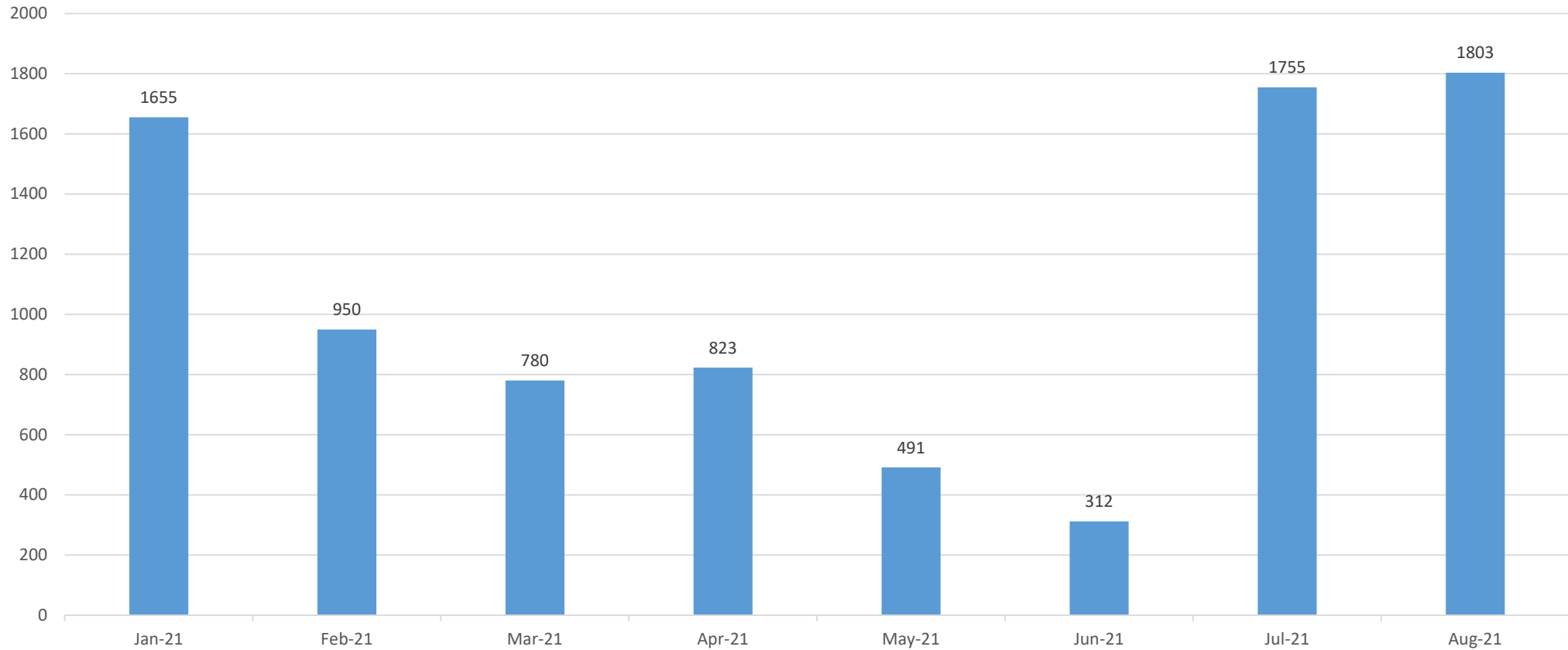
# Martin Cases, Previous 14 Days

COVID-19 Cases, Martin County, Previous 14 Days



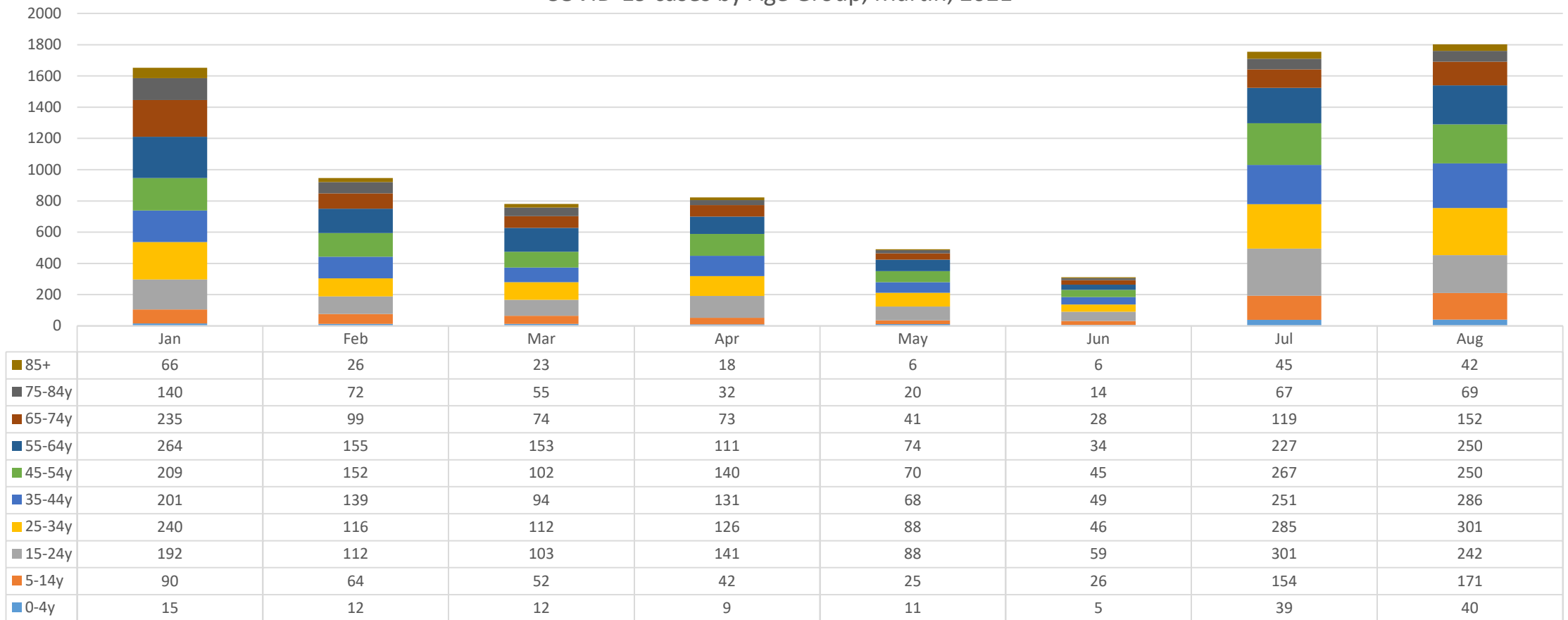
# Martin Cases by Month, 2021

COVID-19 cases by Month, Martin, 2021



# Martin Cases by Age Group, 2021

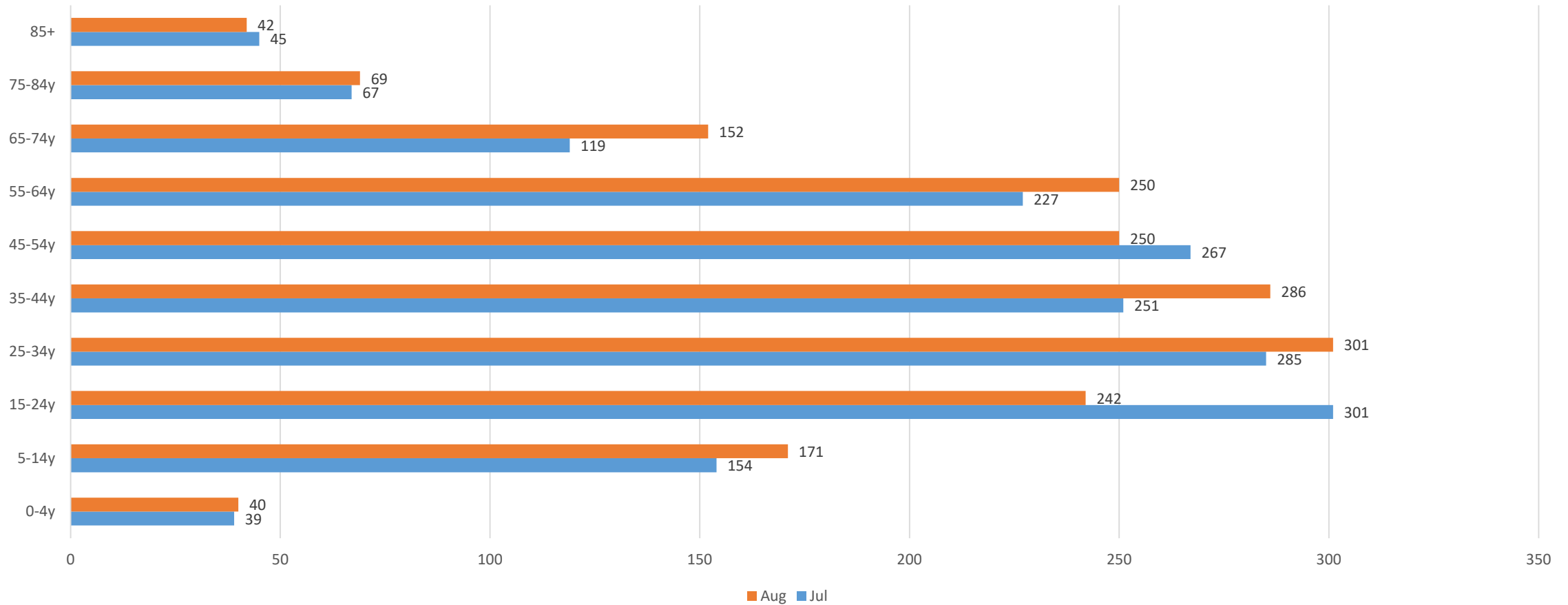
COVID-19 cases by Age Group, Martin, 2021



0-4y 5-14y 15-24y 25-34y 35-44y 45-54y 55-64y 65-74y 75-84y 85+

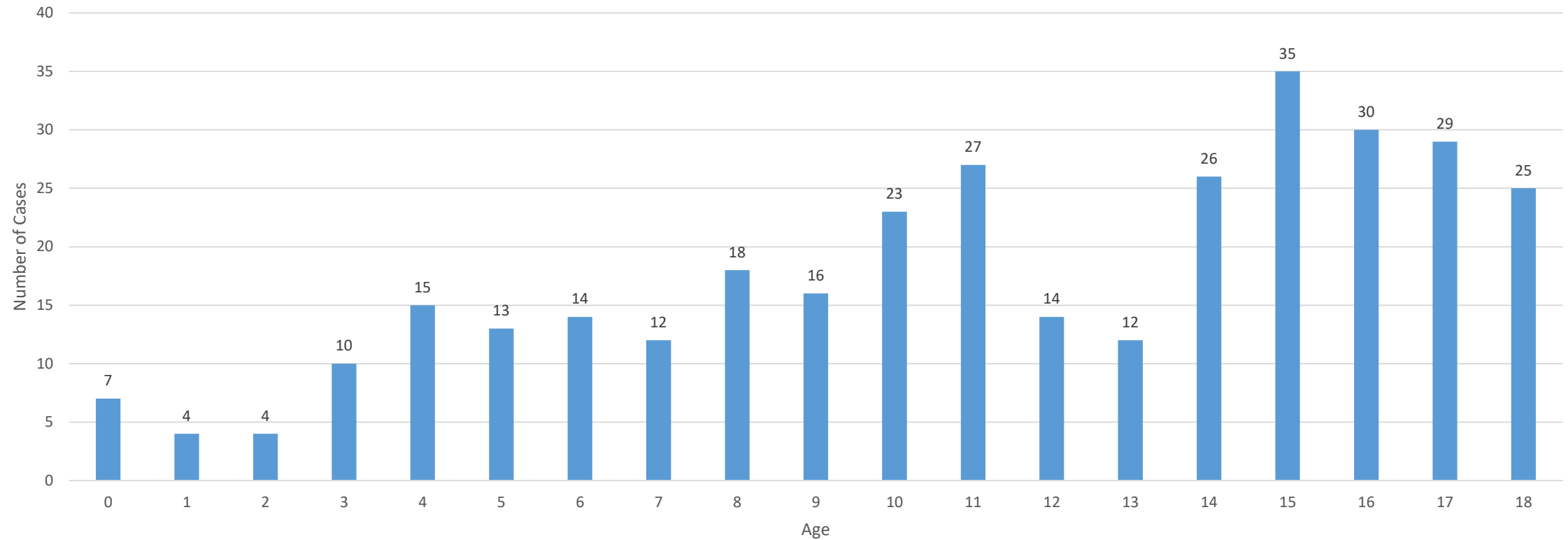
# Martin Cases by Age Group, Jul-Aug 2021

COVID-19 Cases by Age Group, Martin, Jul-Aug 2021



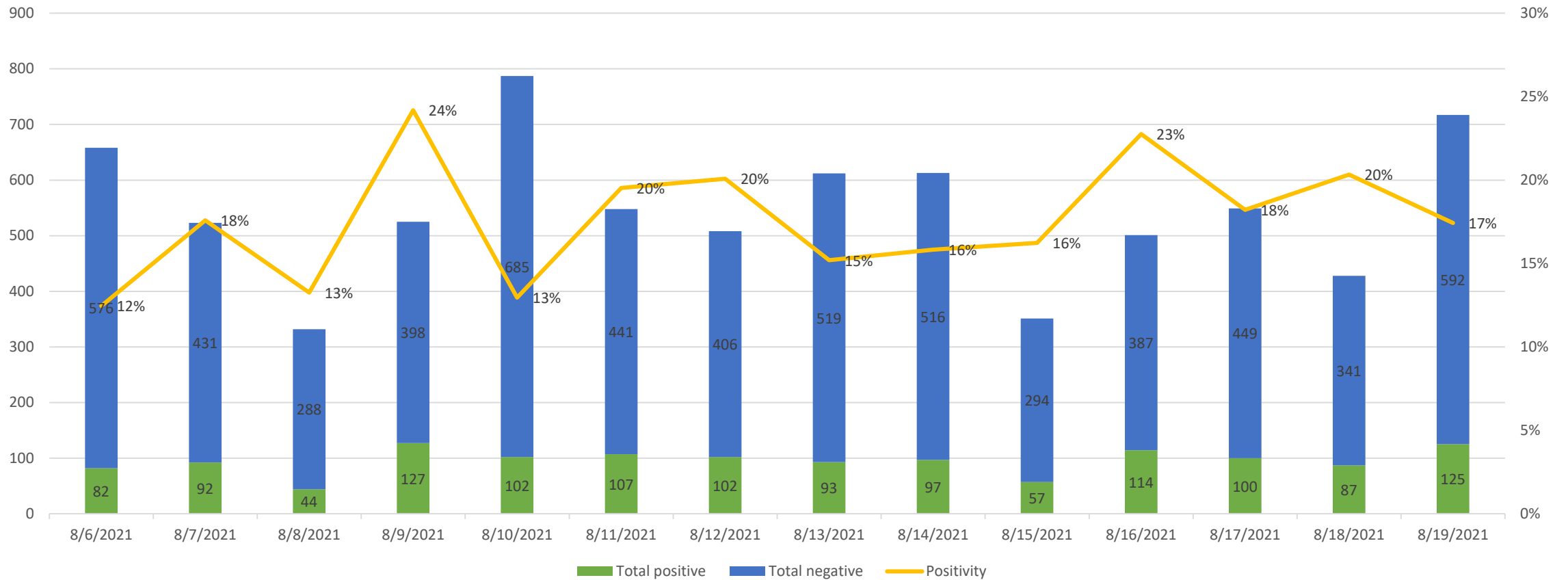
# Martin Cases by Age 0-18yo, Aug 2021

COVID-19 Cases by Age, Martin, August 2021



# Positivity Rate, Previous 14 Days

Lab results and Positivity, Martin County, Previous 14 Days





# Vaccination Rates to Date, Martin County

Age group	2021 population	First dose	Percent with first dose	Series completed	Percent with complete series	Total vaccinated	Percent vaccinated
<1	1,336	0	0%	0	0%	0	0%
1-4	5,345	0	0%	0	0%	0	0%
5-9	7,074	0	0%	0	0%	0	0%
10-11	3,094	0	0%	0	0%	0	0%
12-14	4,641	599	13%	974	21%	1,573	34%
15-19	7,595	851	11%	2,383	31%	3,234	43%
20-24	6,989	705	10%	2,209	32%	2,914	42%
25-29	7,685	632	8%	1,898	25%	2,530	33%
30-34	7,599	791	10%	2,387	31%	3,178	42%
35-39	7,638	819	11%	2,937	38%	3,756	49%
40-44	7,434	829	11%	3,301	44%	4,130	56%
45-49	8,958	865	10%	3,816	43%	4,681	52%
50-54	10,239	1,072	10%	5,206	51%	6,278	61%
55-59	12,568	1,271	10%	7,302	58%	8,573	68%
60-64	13,285	1,440	11%	9,032	68%	10,472	79%
65-69	12,434	960	8%	10,276	83%	11,236	90%
70-74	12,561	800	6%	10,245	82%	11,045	88%
75-79	10,738	730	7%	8,247	77%	8,977	84%
80-84	7,299	490	7%	5,414	74%	5,904	81%
85+	8,298	612	7%	5,000	60%	5,612	68%

# Vaccination Outreach Events

- Port Salerno Church of God: 8/20, 3-5pm
- Becker Tree Farm 8/20 8am -10am
- Gertrude Walden At City of Stuart 8/20 3-5pm
- Lahti Library Indiantown 8/21 12-4pm
- Booker Park 3<sup>rd</sup> St Church of God Indiantown 8/28 12-3pm

## Where to Get Vaccinated:

- Health Department (by appointment)
- Local pharmacies
- Private healthcare providers

## DOH-Martin:

Monday and Thursday, by appt.  
772-221-4000, option 3

## To find a provider near you:

[www.Vaccines.gov](http://www.Vaccines.gov)

# FREE COVID-19 Vaccine

Hosted by the Florida Department  
of Health, Martin County for  
**all Martin County Residents**

**No  
appointments  
needed!**



## Locations: **Parking lot of below locations**

Pfizer vaccine available

Aug. 20	3pm to 6 pm	City of Stuart City Hall** 121 SW Flagler Ave. Stuart, FL 34994
Aug. 23	4:15 pm to 7:15 pm	Dr. David Anderson Middle School 7000 SE Atlantic Ridge Dr. Stuart, FL 34997
Aug. 24	4:00 pm to 7:00 pm	Martin County High School 2801 S. Kanner Hwy. Stuart, FL 34997
Aug. 25	4:15 pm to 7:15 pm	Hidden Oaks Middle School 2801 SW Martin Hwy. Palm City, FL 34990
Aug. 26	4:15 pm to 7:15 pm	Murray Middle School 440 SE Murray St. Stuart, FL 34997
Aug. 27	4:15 pm to 7:15 pm	Stuart Middle School 575 Georgia Ave. Stuart, FL 34997
Aug. 30	4:00 pm to 7:00 pm	Jensen Beach High School 2875 NW Goldenrod Rd. Jensen Bch, FL 34957
Aug. 31	5:00 pm to 8:00 pm	Indiantown Middle School 16303 SW Farm Rd. Indiantown, FL 34956
Sept. 1	4:00 pm to 7:00 pm	South Fork High School 10000 SW Bulldog Way Stuart, FL 34997

\*\*This event is sponsored by the National Minority Health Association and organized by the City of Stuart and FLDOH in Martin County.

Schools/the School District are neither endorsing nor sponsoring these events, products or services nor endorsing the views of the sponsoring organizations.