

Department of Health

COVID-19 Update Martin County



October 3, 2021

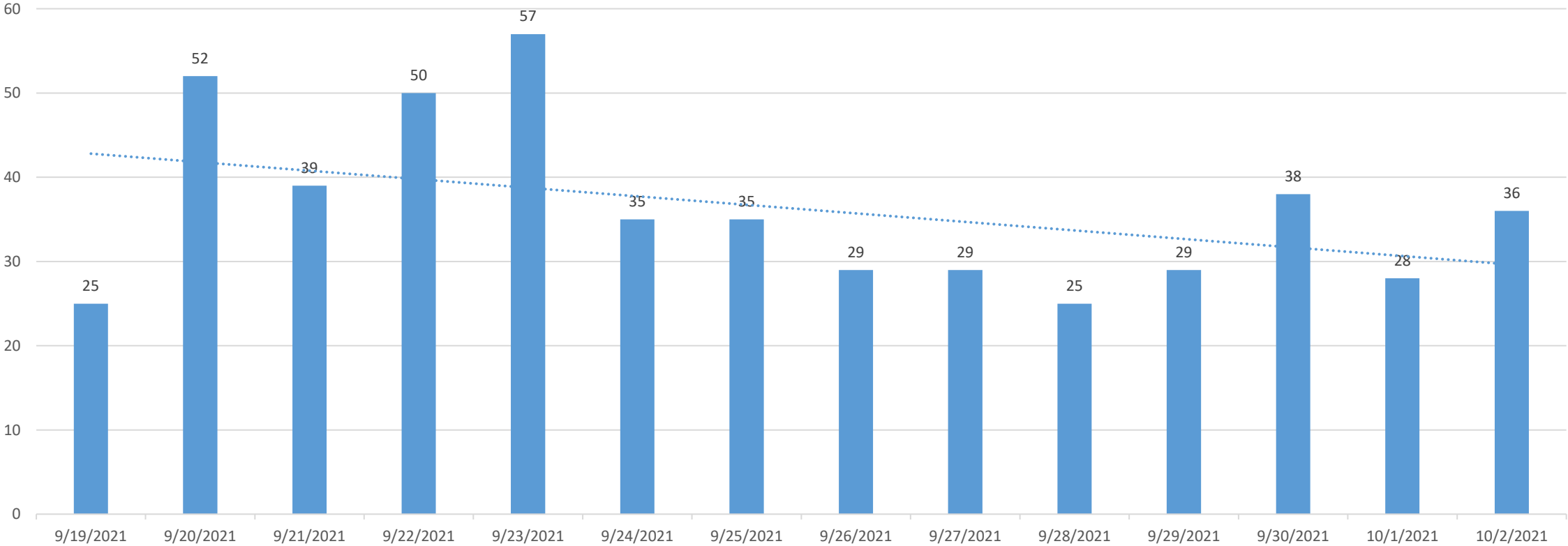
Martin County Update

Martin - FL residents only	26-Sep	27-Sep	28-Sep	29-Sep	30-Sep	1-Oct	2-Oct	7-day average
New cases by day	29	29	25	29	38	28	36	31
Positivity Rate	8%	10%	7%	6%	7%	6%	9%	7%

Cumulative total cases 2020-2021	19,719
Cumulative cases for July 2021	1,751
Cumulative cases for August 2021	2,939
Cumulative cases for September 2021	2,155
Cumulative cases for October 2021	64

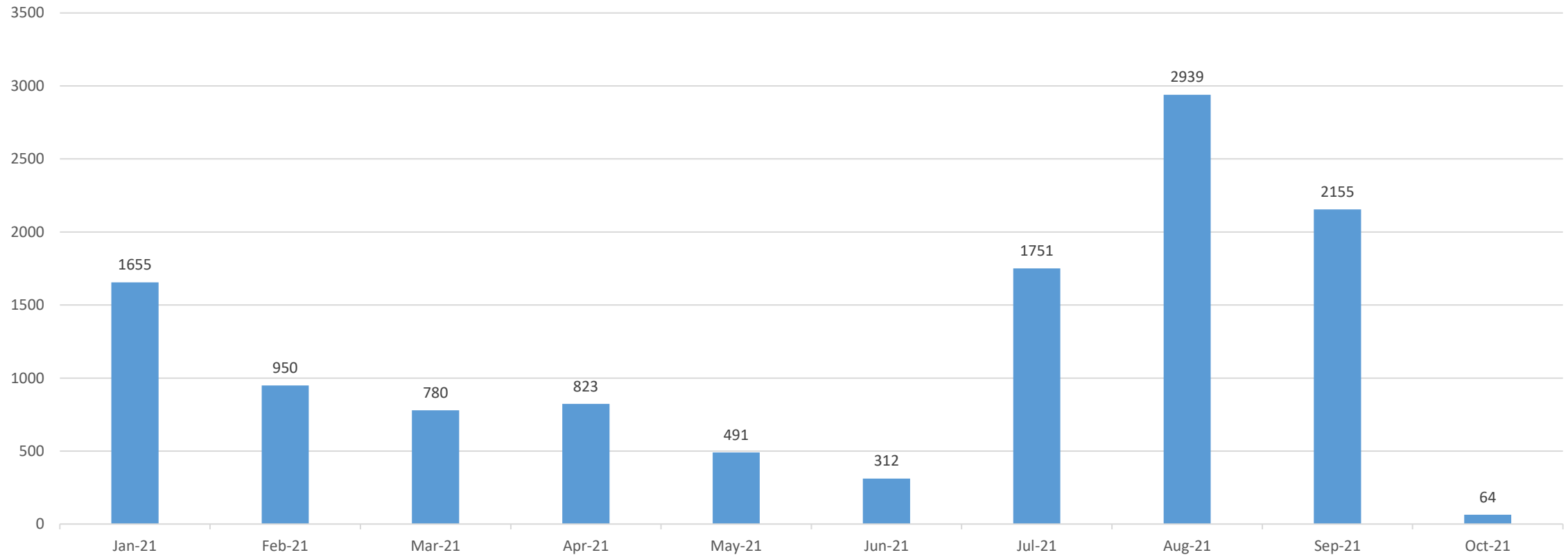
Martin Cases, Previous 14 Days

COVID-19 Cases, Martin County, Previous 14 Days



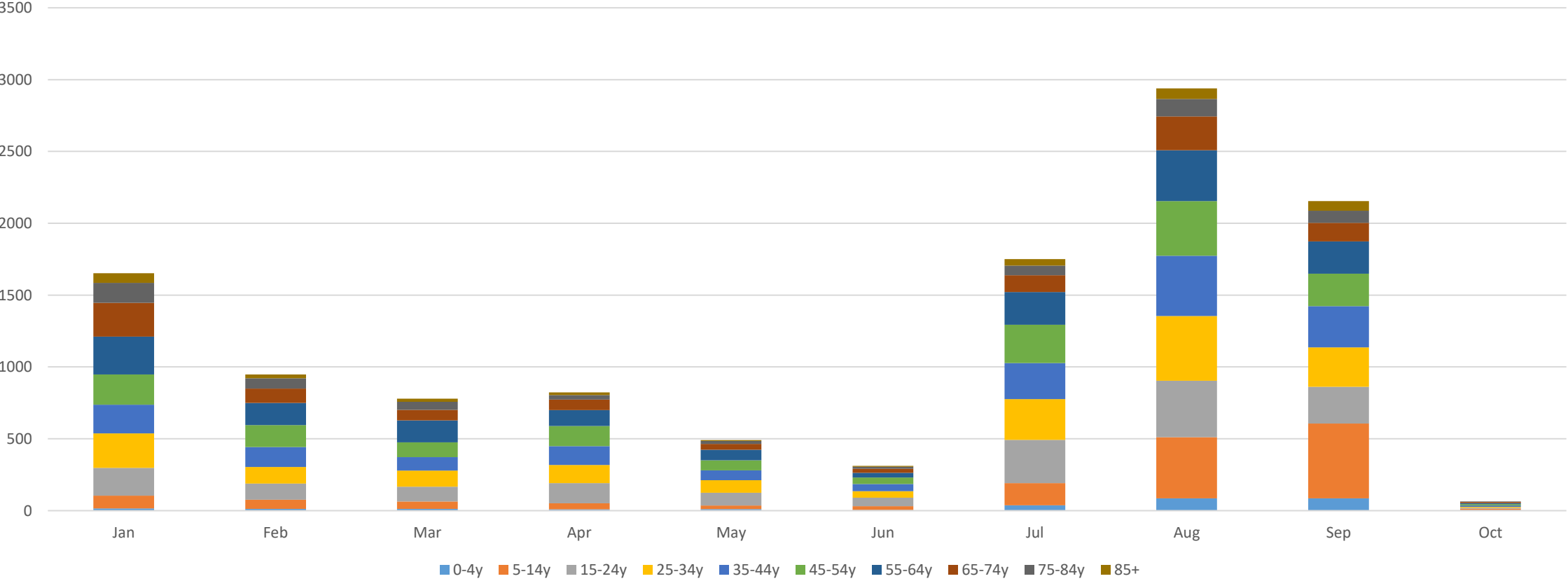
Martin Cases by Month, 2021

COVID-19 cases by Month, Martin, 2021



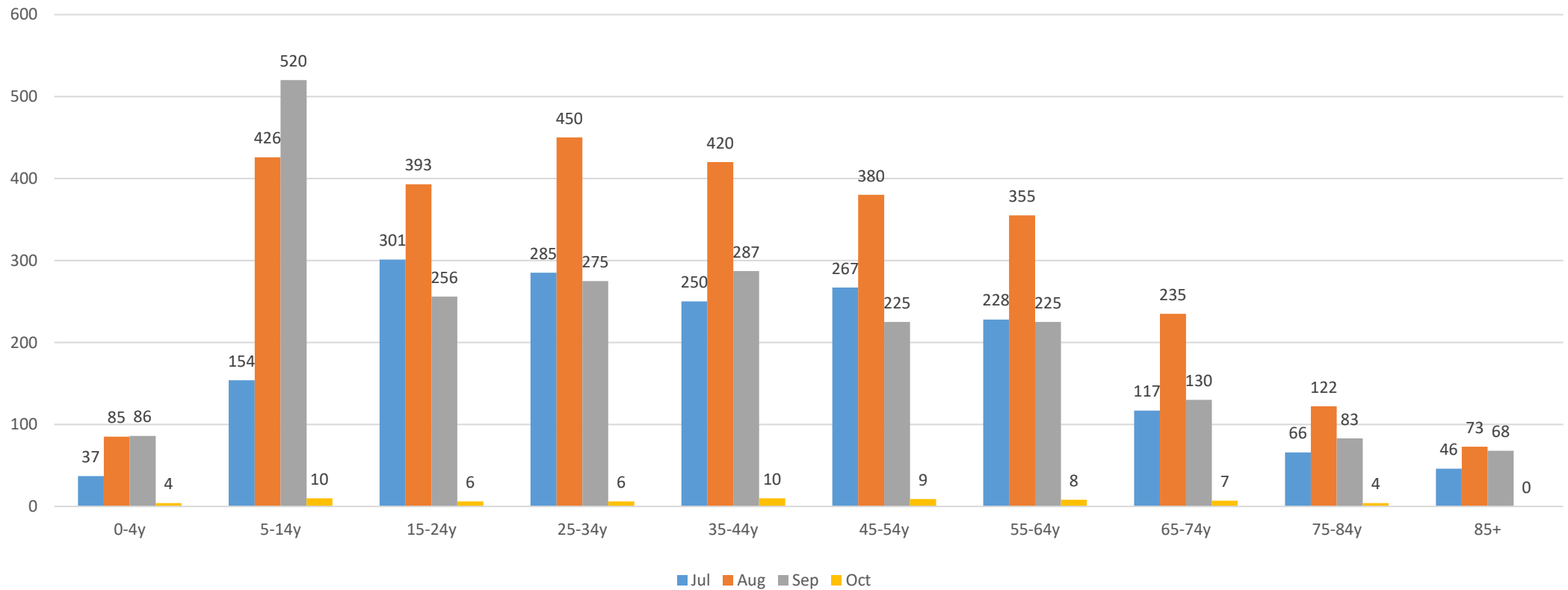
Martin Cases by Age Group, 2021

COVID-19 cases by Age Group, Martin, 2021



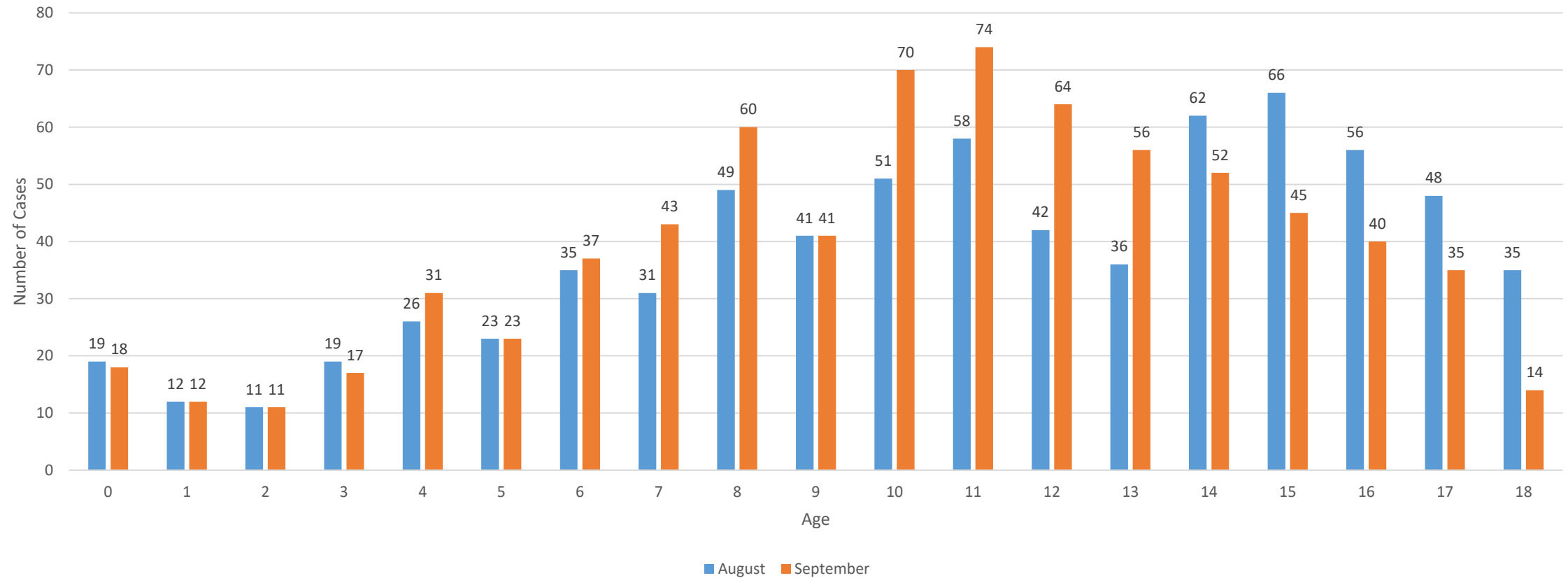
Martin Cases by Age Group, Jul-Sep 2021

COVID-19 Cases by Age Group, Martin, Jul-Oct 2021



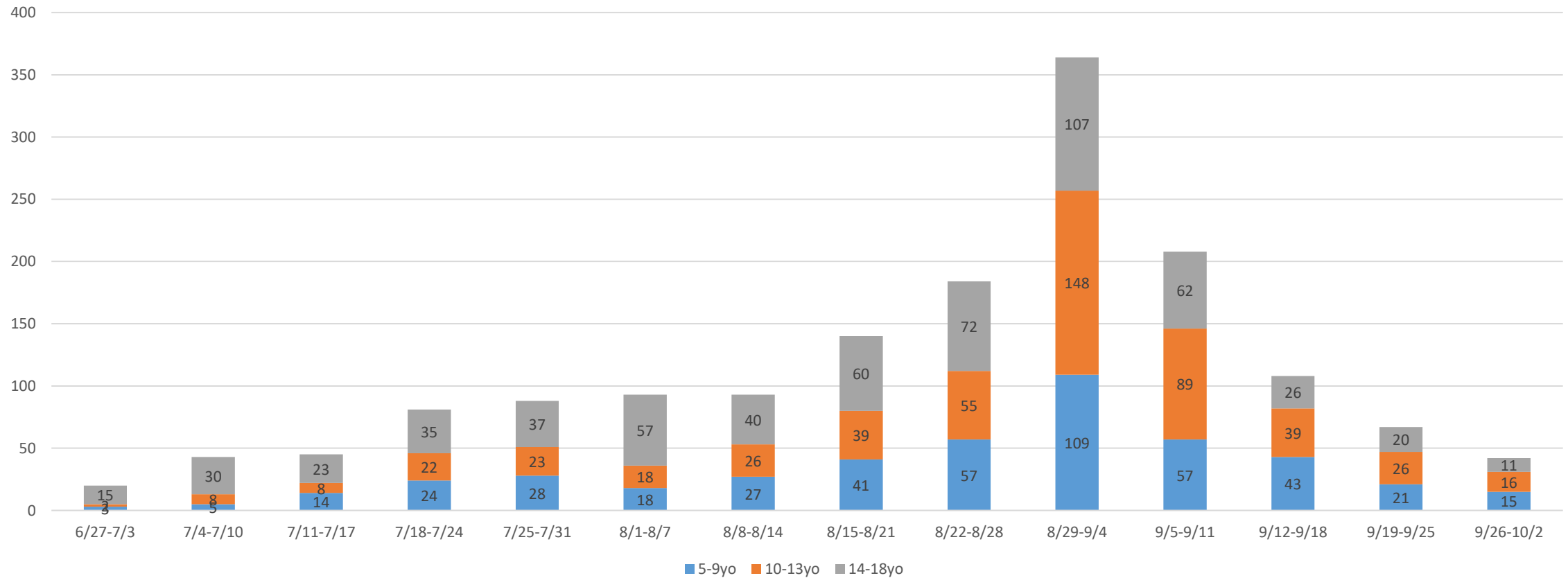
Martin Cases by Age 0-18yo, Aug-Sep 2021

COVID-19 Cases by Age, Martin, Aug-Sep 2021



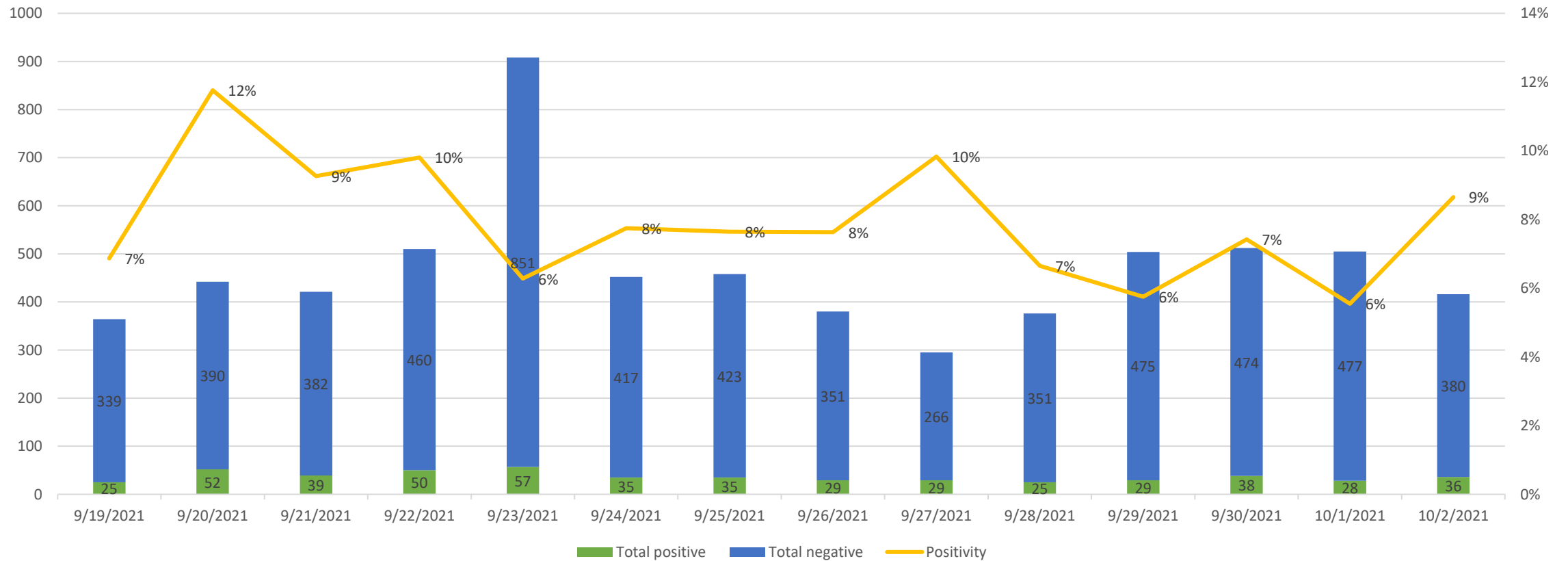
Martin Cases by Age Groups 5-18, Aug 2021

Weekly COVID-19 cases by age groups



Positivity Rate, Previous 14 Days

Lab results and Positivity, Martin County, Previous 14 Days



Vaccination Rates to Date, Martin County

Age group	2021 population	First dose	Percent with first dose	Series completed	Percent with complete series	Total vaccinated	Percent vaccinated
<1	1,336	0	0%	0	0%	0	0%
1-4	5,345	0	0%	0	0%	0	0%
5-9	7,074	0	0%	0	0%	0	0%
10-11	3,094	0	0%	0	0%	0	0%
12-14	4,641	316	7%	1,622	35%	1,938	42%
15-19	7,595	507	7%	3,230	43%	3,737	49%
20-24	6,989	593	8%	2,794	40%	3,387	48%
25-29	7,685	526	7%	2,414	31%	2,940	38%
30-34	7,599	609	8%	3,024	40%	3,633	48%
35-39	7,638	619	8%	3,662	48%	4,281	56%
40-44	7,434	584	8%	3,958	53%	4,542	61%
45-49	8,958	589	7%	4,470	50%	5,059	56%
50-54	10,239	760	7%	5,943	58%	6,703	65%
55-59	12,568	946	8%	7,981	64%	8,927	71%
60-64	13,285	1,139	9%	9,638	73%	10,777	81%
65-69	12,434	796	6%	10,603	85%	11,399	92%
70-74	12,561	701	6%	10,449	83%	11,150	89%
75-79	10,738	614	6%	8,406	78%	9,020	84%
80-84	7,299	440	6%	5,505	75%	5,945	81%
85+	8,298	594	7%	5,070	61%	5,664	68%

Where to get Vaccinated

Where to Get Vaccinated:

Health Department, Local Pharmacies & Private Healthcare Providers

DOH-Martin:

Monday and Thursday, by appt.

772-221-4000, option 3

To find a provider near you:

www.Vaccines.gov